



**FERRETERO**

ISO 9001-2008 CERTIFIED

Safety Simplified

LEADING MANUFACTURER OF  
LOAD RESTRAINT & LIFTING SYSTEMS





***Ferretero India Pvt. Ltd manufacturers vast range of products for lifting upto 300 tons & lashing biggest cargo with latest techniques and state of art machinery with stringent quality tests. We adhere to European & American standards for the products we manufacture.***

***Over a period of time we became one of the most trusted brand keeping up promise to give nothing but the best.***

***We keep safety on top most priority because WE LOVE LIFE.***



वीर तुम बढे चलो, धीर तुम बढे चलो,  
 साथ में ध्वजा रहे, बाल दल सजा रहे,  
 ध्वज कभी झुके नहीं, दल कभी रुक नहीं,  
 सामने पहाड़ हो, सिंह की दहाड़ हो,  
 तुम निडर हटो नहीं, तुम निडर डटो वही,  
 वीर तुम बढे चलो, धीर तुम बढे चलो,  
 प्रात हो कि रात हो, संग हो ना साथ हो,  
 सूर्य से बढे चलो, चन्द्र से बढे चलो,  
 वीर तुम बढे चलो, धीर तुम बढे चलो

द्वारिका प्रसाद माहेशवरी

Difficult we do immediately,  
 Impossible takes a bit more time.



We are pleased to introduce ourselves as leading manufacturers of Lifting Products, Slings, Cargo restraint system, car lashing system and end fittings located in India.

#### Our Background

We are one of the world's largest manufacturers of flat Wrenches. Our company (Jhalani Tools (I) Ltd.) was established in 1961 in collaboration with Gedore of Germany and has since grown into seven Factories all over India employing over 5000 people and exporting to over 45 countries.

#### Our Cargo Lashing / Fittings Business

We diversified into manufacturing of cargo lashing and fitting a few years ago. We at present manufacturer extensive range of products meeting EN 12195-2 standards for lashing and EN 14921 for slings used in:

Cargo Lashings:	25mm, 35mm, 50mm, 75mm Ratchet assemblies.
Lifting Slings:	35mm, 50mm, 75mm till 300mm all available in duplex triplex quadruple and all Round slings for lifting upto 300 tons.
Internal Container Storage:	Cam Buckle assemblies (25mm and 50mm) Cargo Sta Bars (Steel, Aluminum, Spring loaded) Shoring Poles (Steel, Aluminum, Stainless steel) Cargo Planks (Aluminum with cushioned and clamps).
Air Cargo Straps:	Webbing lashings and Cam buckle assemblies.
One way lashings:	Forged one way Buckles, Sheet pressed in all dimensions.
Winch straps:	All dimensions with stitched Flat hooks with defenders.
Corner Protectors:	Steel, Re-inforced plastic.
Vehicle recovery straps, Tow straps.	



#### **Steel Castings:**

In house shell core precision castings.

#### **Forgings:**

High quality load bearing forged products, Rings, Buckles, Connectors.

#### **End fittings:**

Wire J hooks, Claw hooks, S hooks, Forged deltas, Chain links Snap hooks, Twisted snap hooks, Anchor plate, Three bar slider, Over center Buckles, Close rave Hooks, Cam Buckles, E-fittings and all type of fittings for lashings.

#### **Work Force:**

250-300

#### **Certifications:**

ISO 9001:2008

#### **Production units:**

Roorkee, Distt Haridwar, Uttarakhand.  
A-40 Sector 83 NOIDA,  
(Uttar Pradesh)

#### **In house processes:**

Wire drawing, Wire forming, Heat treatment, Forging, Tool room, Electroplating, Foundry, Webbing Manufacturing, Dyeing and finishing, Assembly line, stitching section, printing section, Packaging.

#### **Domestic Sales offices:**

Delhi, Mumbai, Chennai, Bangalore, Vishakapatnam, Hyderabad, Cochin, Pune, Gurgaon, Mansar, Greater Noida, Lucknow, Kanpur, Ahmedabad, Kolkatta

**We also develop as per customer's requirements and specifications. We can send samples and catalogues as request and arrange for demo and technical assistance if required.**



### **SERVICES**

#### **We specialize in providing custom made services as**

1. Solutions for Lifting and transportation of Heavy machineries and goods
2. Design and develop lashing systems as per typical needs.
3. Design and develop transport systems and lashing points for vehicles.
4. Solutions for lashing of various cargo
5. Production of all types of special Hardware goods, Steel Fabrication and Castings.
6. Research and development facilities for constant development and improvement of systems for customers.
7. Safety inspections, seminar and workshop for Lashing and lifting solutions.

### **QUALITY POLICY**

To provide quality products and value for money in segment of market/ customers, we cater to, we are and will continue to be a customer oriented organization, accommodating customer request and addressing their complaint with minimum ado based on principal of trust and systems, with a view to ensure safety and total customer delight.

We will continually improve our systems, process and methods of delivery.

### **QUALITY SYSTEMS**





## EQUIPMENTS

### Wire Drawing Plant

Over head Cranes, Cleaning Tanks, Shaving machine, Draw bench upto 20mm, Straightening and Cutting Machine.

### Wire Forming Machines.

High speed rotary stamping machine, Multiple heads of Forming Machines, Computer controlled fully automatic forming machine. Bending machines.

### Manual and Robotic Welding.

Multiple Welding machines with Jigs and fixtures. Robotic Welding fixtures, Precision High tensile welding machines, Crack Detection system.

### Heat Treatment:

Pre heating furnaces, Salt Bath Electrical Furnaces and Stress relieving Furnace.

### Forging Plant:

Drop forge Hammers, Press shop for Machining, Cleaning Machines, Multiple Grinding Machines, Line of Barrels for stone polishing, Shot blast machines, In house Tool room for Forging Dies.

### Press shop for Metal stamping parts:

We have a battery of eccentric Power presses from 5 tons to 200 tons with automatic feeders

### Castings:

Shell Core shooters for Precision Metal Castings.

Induction Furnace for Alloy steel Casting, Grinding Machines and Shot Blasting Machines.

### Webbing:

Warping Machines, High speed Needle looms, Automatic Tape measuring and cutting Machines, Continuous Multi color Printing Machines, Continuous Dyeing and finishing Machines, Heavy duty sewing machines, CNC sewing machines, Round Sling manufacturing machines.

### Automatic Roto Electroplating plants with zero polluting passivations.

### Printing Machines for labels as per EN standards.

### Injection Moulding

Injection Molding machines for Plastic, PVC, PP, LD and HDPE parts.

### Rubber:

Mixing Plant, Sheet Formers, Hydraulic Rubber Curing Machines.

### Tool Room:

Surface Grinders, Precision Drill machines, Shaper, Lathe machines, Milling machine, Pedestal grinders etc.

### Laboratory

Hardness testers, Lab Ovens, Computer controlled Tensile testing machines, Digital high capacity tensile testing Machine, pH meters, Digitally controlled temperature sensors and all types of continuous process based testing instruments, chemicals testing lab.



## PRODUCTS

1. Ratchet Lashing
- 2.. Ratchet buckles
3. End fittings
4. Cam assemblies
5. Aviation fittings
6. Sleeves for Ratchet lashings
7. Webbing
8. Lifting Slings

### RANGE

- a. Flat single ply
- b. Flat Duplex
- c. Flat multiple ply
- d. Round slings
- e. Exxtreme slings
- f. Eye and eye round slings
- g. Two path Round sling
- h. Dyneema Slings
- i. Multi leg slings
- j. Adjustable bridle slings
- k. Glass lifters
- l. Pipeline lifters ( BAG Sling)
- m. Pipeline lifter ( Iron head)
- n. Reeving Choker Slings
- o. Clover leaf slings
- p. Drum liftiers
- q. ROTOMAXX SLING



9. Sleeves and protection for lifting slings

10. Shackles

### RANGE

- a. Dee shackles
- b. Bow shackles

11. One way lashing



## PRODUCTS



12. Dunnage bags
13. Forgings
14. SG Iron Casting
15. Cargo bars
16. Cargo planks
17. Shoring poles
18. Winches
19. Rubber tarps
20. Car/Automobile lashings
21. Web ladder
22. Tow straps
23. Cargo nets
24. Plate lifting clamps
25. Eye bolts
26. Pewag ( worlds strongest chain )

### RANGE

- Chains grade 100
- Chain grade 120
- Pewag fittings
- Tyre chains



27. Safety harness
28. Oblong Links
29. Lifting hooks
30. Chain links
31. Misc fittings



### RATCHET LASHING

The Ratchet Lashing system is used for securing cargo while transporting, shifting or storage. It is a modern, light weight and thoroughly reliable method of securing all types of load across an entire spectrum of requirements. It offers significant advantages over any other securing system.

Ratchet Lashing is a Reusable, Cost effective tie-down using polyester webbing & Ratchet Buckle and has replaced ropes, chains and wires used for transportation.. The Ratchet Buckle provides the tensioning force. The tension is uniform and locking mechanism ensures that the tension is retained till it is unlocked. This Ensures complete locking of strap in position and also provides unlocking mechanism which is safe and fast. Polyester Webbing has the least of elongation (less than 7 %) and is soft and safe to use

### Advantages of Webbing Lashing Systems

- All lashings are individually and uniquely numbered for traceability and safety.
- High Tenacity Polyester webbing has a high resistance to abrasion - much higher than its polypropylene / Nylon equivalent.
- Webbing does not weaken with age.
- Ability to absorb shocks.
- No hidden corrosion - can be easily checked by eye for damage.
- Less risk of damage to the load or to painted/Coated surfaces.
- Supple - can adapt to fit the load easily thereby reducing the chances of damage.
- Easy and quick to use, saving time and thus saving costs

### Care and Use of Webbing Lashings

- Only use webbing lashings manufactured to EN 12195-2:2001
- Only use lashings which are clearly marked with a rated assembly strength and minimum break strength.
- Regularly check the system for cuts and frays in the webbing.
- Never use a bar or lever to tighten the ratchet tensioner.
- Protect the system from sharp edges
- Keep away from alkalis and strong acids.
- Do not use for lifting.
- Do not tie knots in the webbing to shorten it.
- When the tensioner is a ratchet, ensure that there have been at least 2 complete turns of the spreader bars after threading.


### How to Order Lashings & Lashing Safety

Having first selected the appropriate Minimum Break Strength, the lashing format must next be considered. Here, there are two options: Two-Part or Endless, with the possibility to specify the fixed and overall lengths of a Two-Part Lashing or the overall length of an Endless Lashing.






Load is applied to counter following forces applied as under:



**BRAKING**

**BRAKING IN REVERSE**



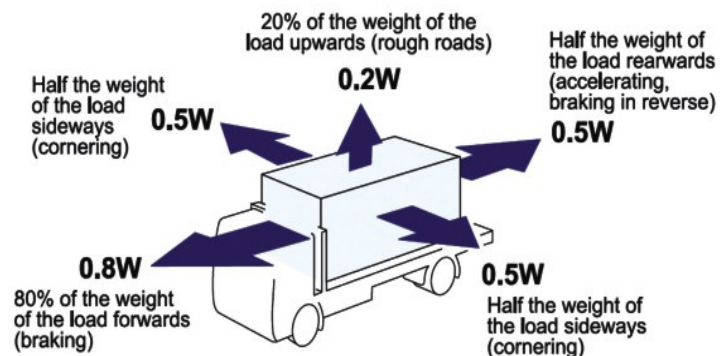

**CORNERING**

**HILLS**



**AIR FLOW**

**ROUGH ROADS**



(W = Weight of the load)

## RATCHET LASHING

### 25mm Ratchet strap assembly

The RA 2508 range of ratchet straps are used for lightweight applications. Our RA25 ratchet strap is manufactured to the European standard EN12195-2. The Load Capacity (Safe Working Load) of the ratchet varies depending what end fitting is used.

We offer end fittings and endless assemblies for different applications. 25mm Systems are used for lightweight applications, i.e. restraining loads on pallets or car roof racks and unitizing light loads. They are available with a range of fittings - all designed to integrate the system with particular applications. They can also be supplied as endless systems if no anchorage points are available.

These assemblies are stitched with High Tenacity threads of equivalent break load and High Tensile alloy steel fittings. Can be made endless and with loops at both ends.



**RA 2508**



**Fittings**



## 35 MM RATCHET ASSEMBLY

The RA 3530 range of ratchet straps are used for medium weight applications. Our ratchet strap is manufactured to the European standard EN12195-2. The Load Capacity (Safe Working Load) of the ratchet varies depending what end fitting is used. We offer end fittings and endless assemblies for different applications. 35mm Systems are used for specific areas where it is important to have a high minimum break strength, but a small system is required, two sizes of ratchet are available, known commonly as Mini and Midi. Both these systems are very popular in oil related industries where equipment could be damaged if the system is over tightened. Again, a wide range of fittings is available, or they can be supplied as endless systems if required.


These assemblies are stitched with High Tenacity threads of equivalent break load



RA 3530



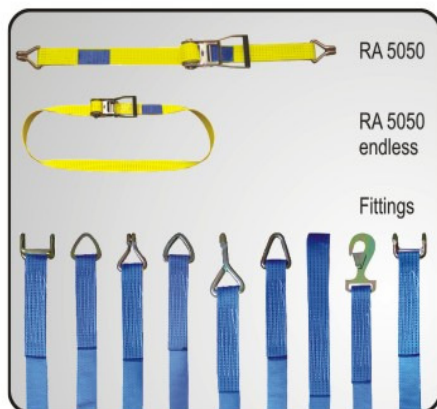
RA3530 endless



Fittings

## RATCHET LASHING 50MM

50mm Systems, by far the most popular system, have a minimum break strength of 5 Tonnes. This system has the most varied range of fittings available - from twisted snap hooks to 'D' rings. Each fitting is designed to suit particular uses, but because of the wide range of fittings available, every application is catered for. Because of the durability and reliability of this system, the most popular use is for lashing loads on vehicles.



RA 5050

RA 5050  
endless


Fittings

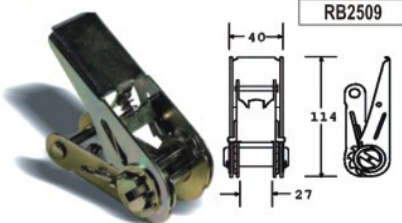
Webbing width mm	BREAK STRENGTH	
	DaN	DaN
25	1000	2000
35	3000	6000
50	5000	10000
75	10000	20000



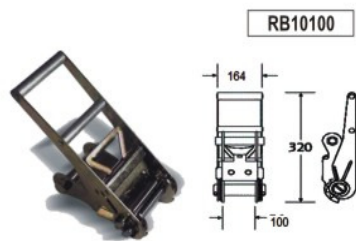
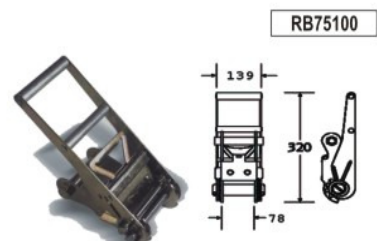
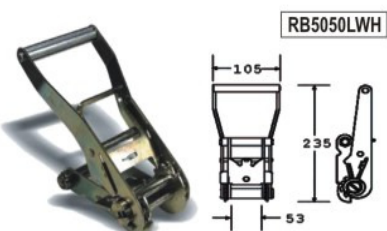
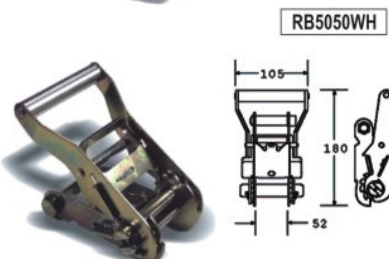
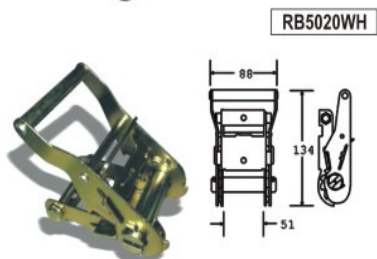
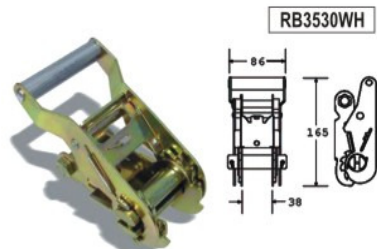
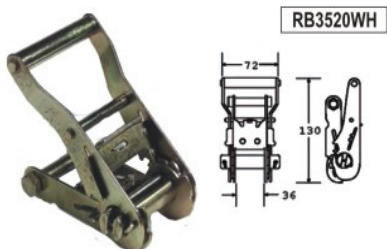
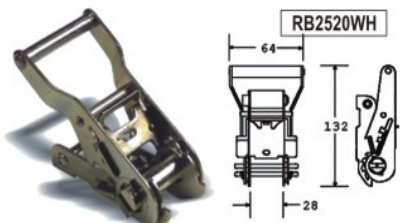
## 75mm and 100 mm ratchet assembly

75mm and 100 mm Systems are used for heavyweight applications, mainly by the Ministry of Defence and companies transporting heavy plant vehicles. The system has a minimum break strength of 10 Tonnes and as it is predominately used for specialist requirements has only a small range of fittings available. Single hooks, 'D' rings or shackles can be fitted to this system if preferred. 100 mm assemblies are preferred by those who need heavy capacity as well as more surface area to be covered in single lashing system. Endless Ratchet assembly also available for the same.





## RATCHET BUCKLES



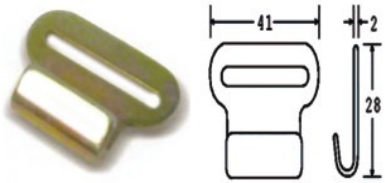
## END FITTINGS



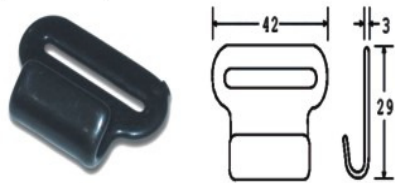


## Pressed Steel Hooks

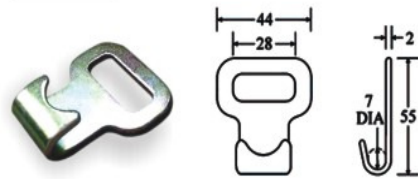
FH2505



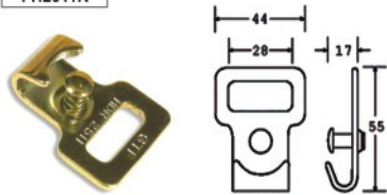
FH2505P



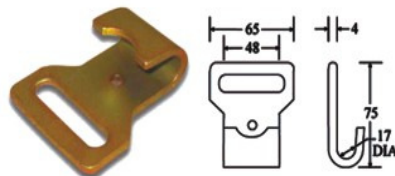
Fh2511



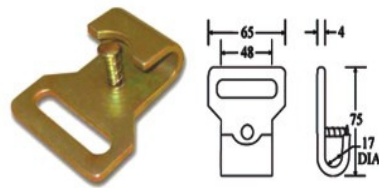
FH2511K



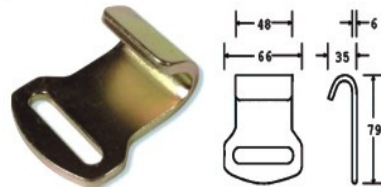
FH5030



FH5030




HDR5050F

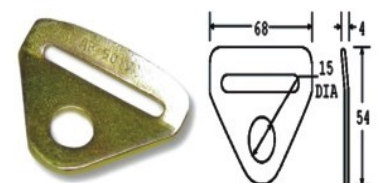


## Anchor Plates

AP2510

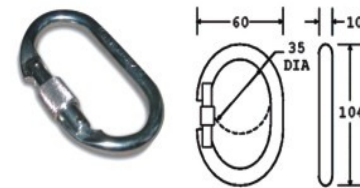


AP5015



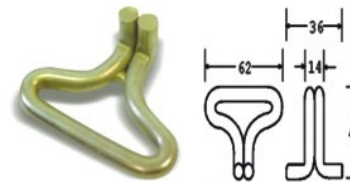
## Safety Hooks

AP2510




## Tracking Hooks

WH5015BH




ET5020

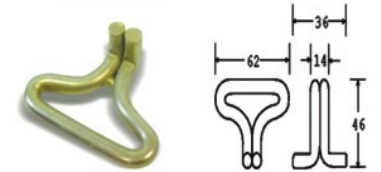


## End Fitting For Side Curtains

TBS5010



WH5015BH



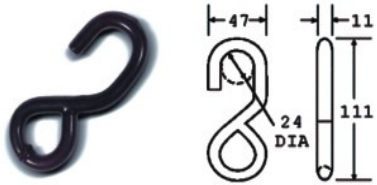
FSH5015



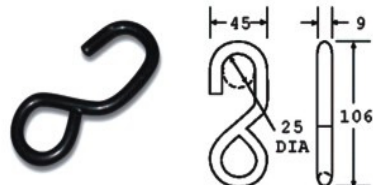


## S Hooks

SHOOK2508



SHOOK2509

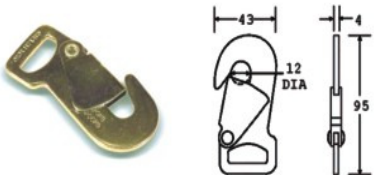


SHOOK2515

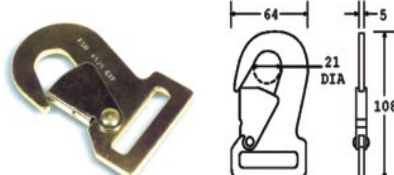


## Snap Hooks

FSH2525



FSH4525



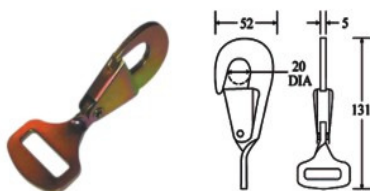
SSH2505



TSH2515

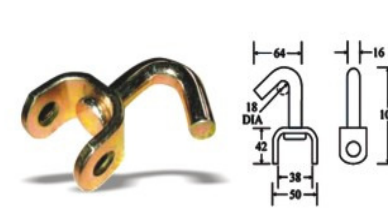


SSH2505

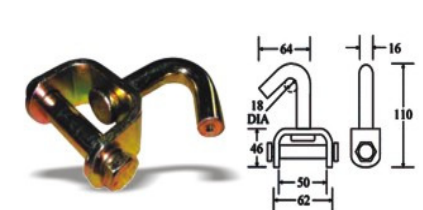


## Car Transporter Fittings

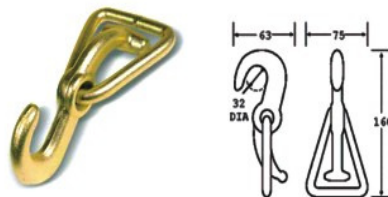
CTH5050



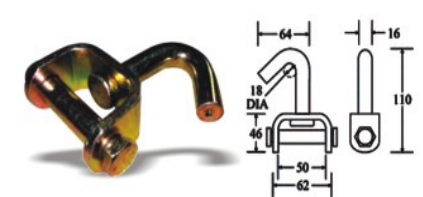
CTH5050B



HD5030



CTH5050B



OL5030



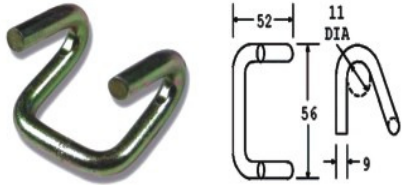
TTH5024



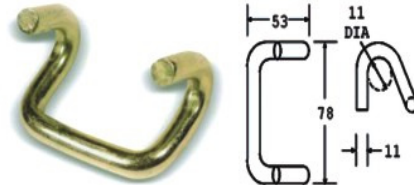


## Rave Hooks

HDR3530



HDR5050



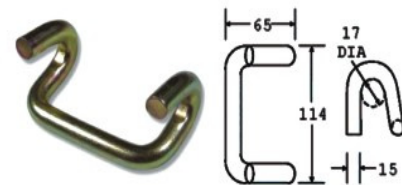
HDR5050B



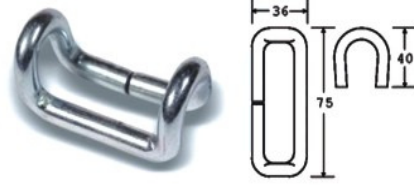
HDR3530



HDR75100

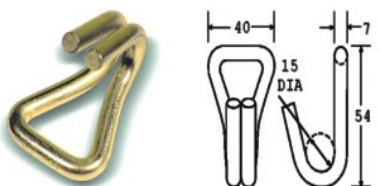


RH5015C

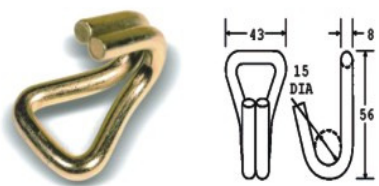


## Wire Hooks

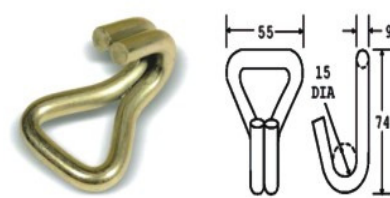
WH2516



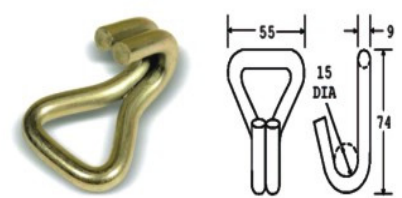
WH2520



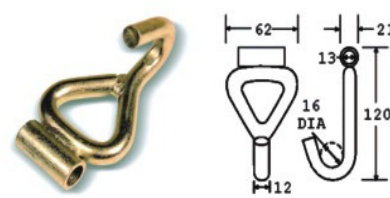
WH3520



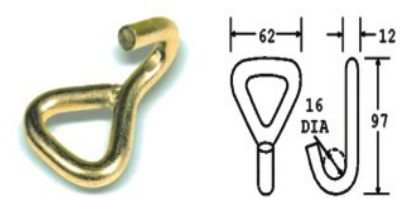
WH3530



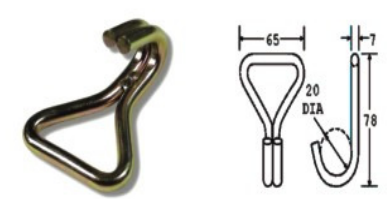
WH3530SIN+T



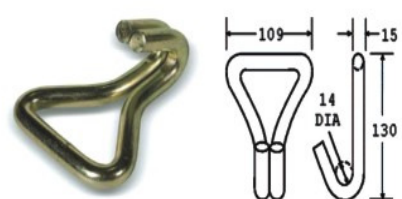
WH3530SIN



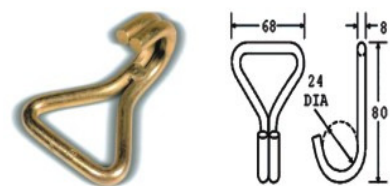
WH5012-7



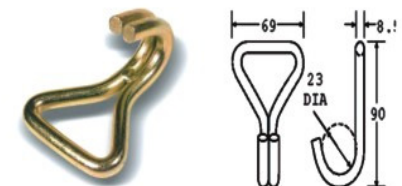
WH75100



WH5018-8



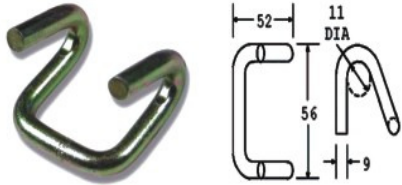
WH5020-9



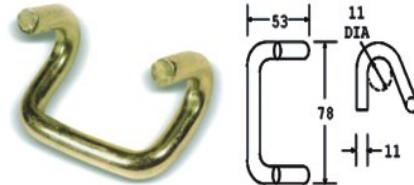


## Rave Hooks

HDR3530




HDR5050



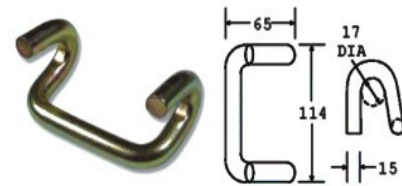
HDR5050B



HDR3530



HDR75100

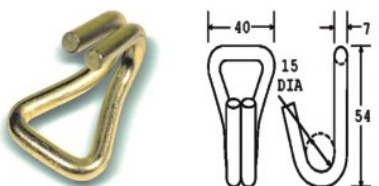


RH5015C

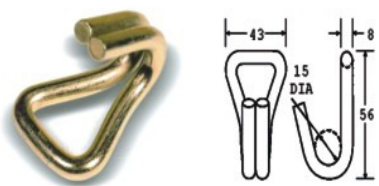


## Wire Hooks

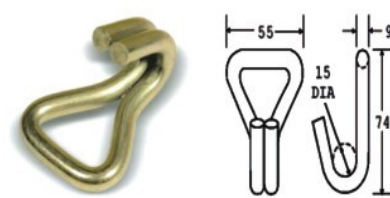
WH2516



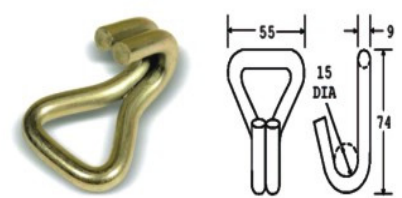
WH2520



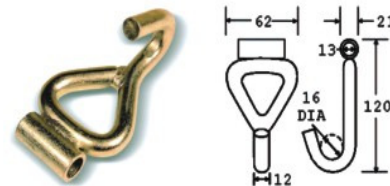
WH3520



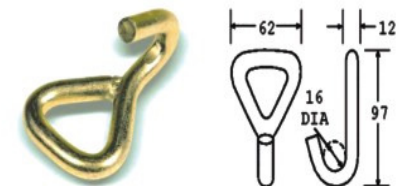
WH3530



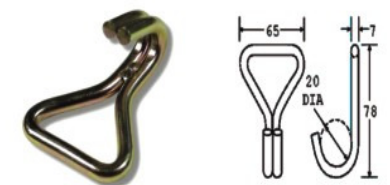
WH3530SIN+T



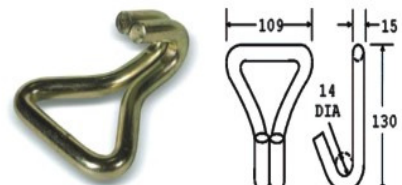
WH3530SIN



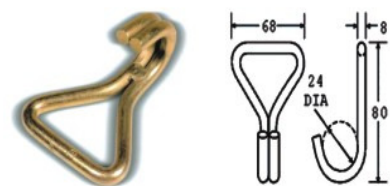
WH5012-7



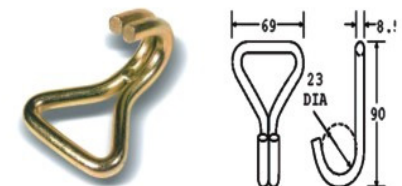
WH75100



WH5018-8




WH5020-9







## CAM BUCKLES



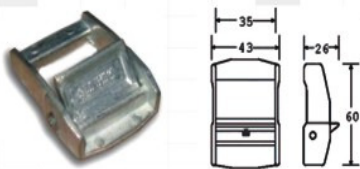
CB2504



CB2508



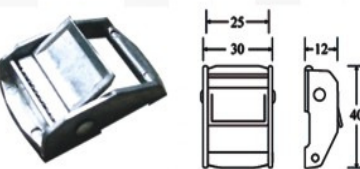
CB2507



CB3506




CB5014



CB3506

### 25 MM CAM BUCKLE STRAPS

The CB25 range of ratchet straps are used for lightweight applications. Our CB25 ratchet strap is manufactured to the European standard EN12195-2. The Load Capacity (Safe Working Load) of the ratchet varies depending what end fitting is used.



WE OFFER A WIDE CHOICE OF END FITTINGS AND A VARIETY OF COLOURED WEBBINGS.  
IT ALSO USES OUR POPULAR CB2504 CAM BUCKLE.



## AVIATION FITTINGS

We manufacture wide range of fittings and straps for aviation sector with double stud fittings, E Track fittings and Ring stud fittings.

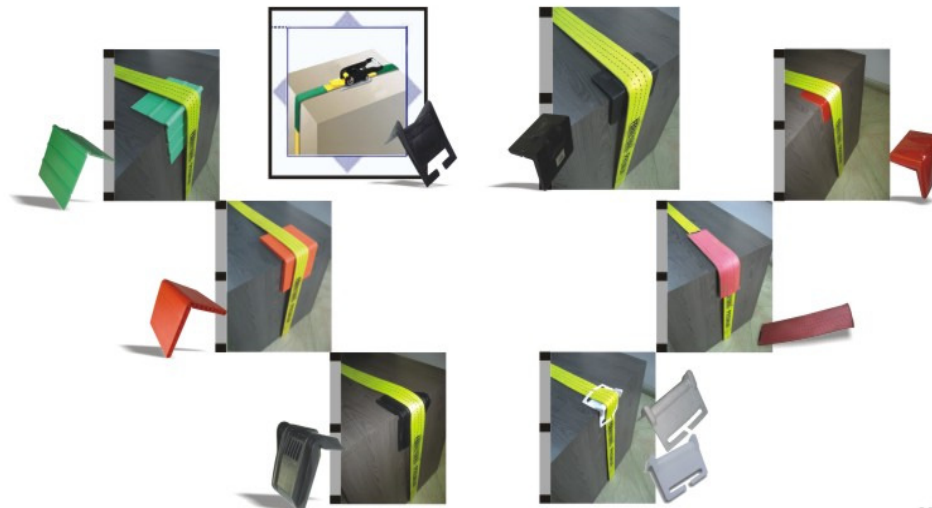
*We also manufacture Cargo nets for Defence and domestic aviation applications with E track and pearlink single/double stud end fittings*

All aviation fittings are available in Cam and Over centre buckles



### SLEEVES AND PROTECTION FOR LASHINGS

#### Corner Protection





## WEBBINGS

We manufacture great range of webbing produced from tested high strength polyester yarn. We produce complete range of polyester webbing for cargo straps, lashing & lifting slings from 13mm to 300 mm width. The webbing is manufactured as per American and European Standards and is available in rolls of 100m or any cut length as per customer requirements. We have state of art facilities for manufacturing, Dyeing, finishing ,customized printing and stretching facilities for webbings.

We offer several products with increased cut resistance and/or abrasion resistance properties including our patented SUPEREDGE polyurethane impregnated premium tie-down. In addition to our current product line, we have the capabilities to offer specialized treatments/coatings to enhance the overall performance of the webbing. We also offer the services of our internal R&D Department for all customers to help construct just the right material to meet your needs.



# LIFTING SLINGS

1. Webbing Slings
2. Multiple ply
3. Flat endless sling
4. Round Slings
5. Eye and Eye round sling
6. Two path round sling
7. Dyneemaslings
8. Multi legged slings
9. Adjustable bridle slings
10. Glass Lifters
11. Pipe line lifters ( Bag Sling)
12. ReevingChoker Slings
13. Iron Head lifters
14. Clover leaf slings
15. Sugarcane lifters
16. Drum lifters
17. ROTOMAXX Sling
18. Chain Slings
19. Rope Slings

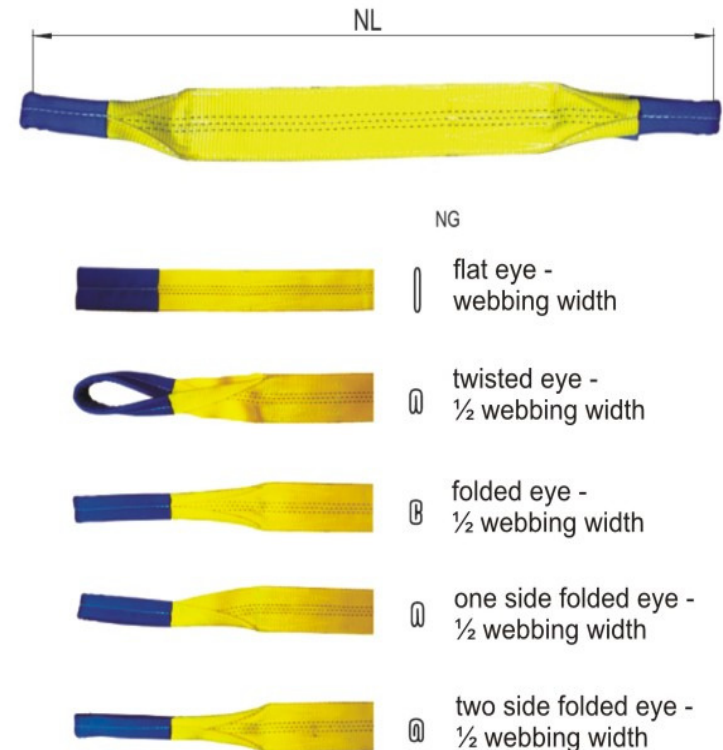
## WEBBINGS SLINGS

We manufacture Webbing Slings upto 115 tons capacity as per EN 1492 :1 2000 standards and ASME B30.9 standards.

Flat Webbing Lifting Slings are made from high tenacity polyester webbing, colour coded for ease of identification for lifting. They are available in four basic types: Simplex, Duplex, Triplex and Endless.

Simplex Slings are manufactured from single thickness webbing, whereas Duplex slings are manufactured from double thickness webbing and Triplex of Three layers upto 10 layers. All are either terminated in a metal end fitting or, more popularly, sewn back upon themselves with a high tenacity Polyester fabric to form a reinforced Eye, which provides greater durability than the traditional leather eye.

The webbing is stitched close to the eyes which are upto 45" long bearing to bearing. Endless slings, however, are manufactured from single thickness webbing sewn in a continuous loop with an overlap. These slings are mainly used when needing a wide grip on large equipment, e.g. for lifting pipes. In order to protect the webbing from unnecessary wear and tear, various sleeveings are available, in any length, which can also protect both the sling and any fragile loads.



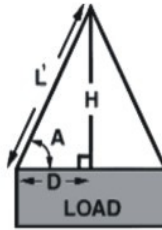
### Determining the Load on Each Leg of a Sling with Equal Legs

Sling Angle (A)	Load Angle Factor	Sling Angle (A)	Load Angle Factor
90°	1.000	55°	1.221
85°	1.004	50°	1.305
80°	1.015	45°	1.414
75°	1.035	40°	1.555
70°	1.064	35°	1.742
65°	1.104	30°	2.000
60°	1.155		

Load On Each Leg of a Sling (L1) =

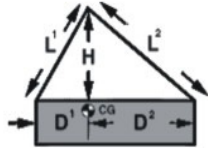
Load (lbs.) x Load Angle Factor  
Number of Legs\*

\*See also three and four leg slings below



### Unequal Legs

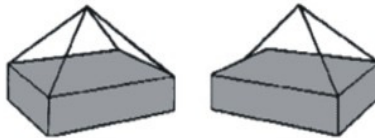
To calculate the load on each leg of a sling with unequal legs:



Load on Leg L1 =  $\frac{\text{Load (lbs.)} \times D2 \times L1}{H \times (D1 + D2)}$

Load on Leg L2 =  $\frac{\text{Load (lbs.)} \times D2 \times L1}{H \times (D1 + D2)}$

### Three & Four Legs



Triple leg slings have 50% more capacity than double legs only if the center of gravity is in the center of the connection point and the legs are adjusted to share the load equally.

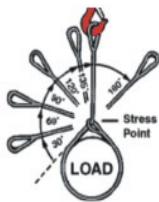
Rigging a Quad leg sling so that all legs share the load equally is very difficult. Therefore, when adjusting the working load limit of four leg chain slings, the number of legs in the calculation must be 3 not 4. Many riggers follow this model for quad leg slings of any material, relying on the fourth leg for stability only.

### Choker Hitch

**Choke Angle** - When lifting or turning a load rigged with a choker hitch, the angle at which a sling is turned back on itself can reduce its capacity below what is listed for its choker hitch, if the angle is too severe. When a load is allowed to hang free, the natural choke angle is about 135°.

**Choker Hitch Rated Capacity** - A choker hitch will have 75% of the capacity of a single leg vertical hitch only if the corners are softened and the horizontal angle is greater than 30°.

Choke Angle	Choke Factor
120° +	1.00
90° - 120°	0.87
60° - 89°	0.74
30° - 59°	0.62
0° - 29°	0.49



Use blocks to prevent angles less than 30°.

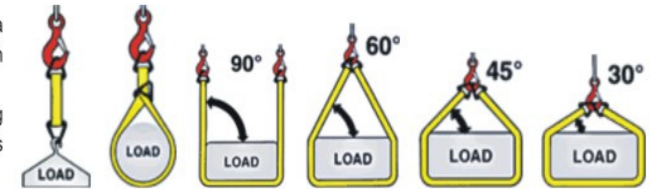
### Ringing with Slings

#### Basic Slings Hitches and their effect on Working Load Limits

This illustration shows the basic sling hitches.

It also shows capacities for a single sample sling, rigged with each hitch.

The sample sling's Working Load Limit in a vertical hitch is 500 lbs.



Sample Sling WLL (lbs.):

500 375 1,000 866 707 500

This sling has a Working Load Limit of 500 lbs. in a vertical hitch. Used in a choker hitch, it would have a capacity of 375 lbs. Used in a basket hitch with the legs at a 90° angle to the load, it would have a working load limit of 1,000 lbs. Used in a basket hitch with the legs at a 60° angle to the load, it would have a working load limit of 866 lbs., etc. - Why? The angle at which a sling is used, and the number of legs lifting the load can significantly effect its capacity. The formula for this calculation is shown below.

**Vertical** - When a sling is used in a vertical hitch, the full lifting capacity of the sling material can be utilized.

**Choker** - Due to the stress created at the choke point, slings rigged with this hitch achieve only about 75% of their potential capacity. Always pull a choker hitch tight before a lift is made - never during the lift.

**Basket Hitch (90°)** - The cradle configuration of this hitch allows the two extending ends (legs) of the sling to function as if they were two separate slings. The capacity of the sling in this hitch is twice that of the same sling in a vertical hitch, but only if the sling angle of each leg is 90° (see right). Lifting with both legs at 90° would normally require two lifting devices or a spreader bar.

**Basket Hitch (less than 90°)** - When slings or sling legs are used at an angle during a lift, the sling capacity is reduced. How much it is reduced depends on the sling angle (see above and table, right).

Note that the rated capacity of a 30° Basket is only one half that of a 90° Basket. Sling angles below 30° are strongly discouraged. A sling angle of 60° or more is preferred.

**Sling Specification Tables** - Sling tables throughout our site contain the Working Load Limits of slings rigged with these hitches at certain specified angles.

Sling Angle	Sling Angle Factor
90°	1.000
85°	0.996
80°	0.985
75°	0.966
70°	0.940
65°	0.906
60°	0.866
55°	0.819
50°	0.766
45°	0.707
40°	0.643
35°	0.574
30°	0.500

Formula for adjusting the Working Load Limit of a sling or sling leg used at an angle:

**Vertical Hitch Working Load Limit X Number of Legs\* X Sling Angle Factor = WLL at specified angle.**

The Working Load Limit for the sample sling above, in a 60° basket hitch would be calculated as follows:

500 lbs. (Vertical WLL) x 2 (num. of legs) x .866 (sling angle factor from table) = 866 lbs.

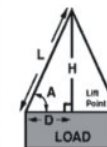
\*Chain Slings: When adjusting the working load limit of four-legged chain slings, the number of legs entered in the formula must be 3 not 4. This is due to the difficulty of rigging a quad leg chain sling so that all legs share the load equally.

### Determining Sling Angle

Use the formula below and the Sling Angle Table to estimate the lift angle.

$H / L = \text{Sling Angle Factor}$

Sling Angle (A)	Load Angle Factor	Sling Angle (A)	Load Angle Factor
90°	1.000	55°	0.819
85°	0.996	50°	0.766
80°	0.985	45°	0.707
75°	0.965	40°	0.643
70°	0.940	35°	0.574
65°	0.906	30°	0.500
60°	0.866		



### Determining Reach

To calculate the reach for equal legs needed to rig at a 45° or 60° angle.

Reach at 60 degrees:  $L = 2 \times D$   
Reach at 45 degrees:  $L = 1.4 \times D$

On Multi-Leg Slings:

Reach = L

Reach = 2 L + the distance around the load ( from lift point to lift point.)



## WARNING

Failure to comply with this warning may result in sling failure and severe personal injury or death.

### Failure to Inspection, Care and Use of Synthetic Polyester Duplexslings

#### Removal From Service

A duplexsling shall be removed from service if any of the following are visible.

1. Holes, tears, cuts, snags, embedded particles or abrasive wear that expose the core fibres.
2. If duplexsling rated capacity tag is missing or not readable.
3. If duplexsling has been tied into or more knots.
4. Melting, charring or weld spatter of any part of the duplexsling.
5. Acid or alkali burns of the duplexsling.
6. Broken or worn stitching in the cover that exposes the core fibres.
7. Distortion, excessive pitting, corrosion or other damage to fitting (s).
8. Any conditions which cause doubt as to strength of the duplexsling.
9. Limited liability till replacement of product.

#### Operation Practices

1. DUPLEXSLINGS SHALL ALWAYS BE PROTECTED FROM BEING CUT OR DAMAGED BY CORNERS, EDGES OR PROTRUSIONS.
2. Duplexslings should be protected from abrasive surfaces.
3. Determine the weight of the load. Duplexslings shall not be loaded in excess of the rated capacity. Consideration shall be given the Duplexslings angle, which affects rated capacity. (See Sling Angle Chart)
4. Select Duplexslings having suitable characteristics for type of load, hitch an environment.
5. Duplexslings with fittings which are used in choker hitch shall be of sufficient length to assure that the choking action is on the Duplexslings and never on a fitting.
6. Duplexslings used in a basket hitch shall have the load balanced to prevent slippage.
7. The opening in fittings shall be the proper shape and size to insure that the fitting will seat properly in the hook or other attachments.
8. Duplexslings should not be dragged on the floor or over in abrasive surface.
9. Duplexslings shall not be twisted, shortened, lengthened or tied into knots. or joined by knotting.
10. Duplexslings shall not be pulled from underloads if the load is resting on the duplexslings.
11. Duplexslings equipped with metal fittings should not be dropped.
12. Duplexslings that appear to be damaged shall not be used unless inspected and accepted by a designated person.
13. Duplexslings shall be hitched in a manner providing control of the load.
14. Personnel, including portions of the human body, shall be kept, from between the Duplexslings and the load, and from between the duplexslings and the crane hook or the hoist hook.
15. Personnel shall not stand under and should stand clear of the suspended load.
16. Personnel shall not ride the duplexslings.
17. Shock loading shall be avoided.
18. Twisting and kinking the legs shall be provided.
19. Load applied to the hook shall be centered in the base (bowl) of hook to prevent point loading on the hook.
20. During lifting, with or without the load, personnel shall be alert for possible snagging of the duplexslings.
21. The Duplexslings legs shall contain or support the load from sides above the centre of gravity when using a basket hitch.
22. Duplexslings shall be long enough so that the rated capacity of the duplexslings is adequate when the angle of the legs is taken into consideration. (See the Angle Chart)



23. If applicable, place blocks under load prior to setting down the load to allow removal of the Duplexslings.
24. Duplexslings shall not be used at temperature above 194 degrees F(90 degrees C).
25. Duplexslings shall not be constricted or bunched between the ears of a clevis, shackle, or in a hook.
26. When a Duplexslings is used with a shackle, it is recommended that it be used (rigged) in the bow of the shackle.
27. Store Duplexslings in a cool, dry and dark place when not in use.

### Inspection

#### A. Initial Inspection

Before any new or repaired Duplexslings is placed in services, it shall be inspected by a designated person to ensure that the correct duplexslings is being used, as well as to determine that the duplexslings meets applicable specifications and has not been damaged in shipment.

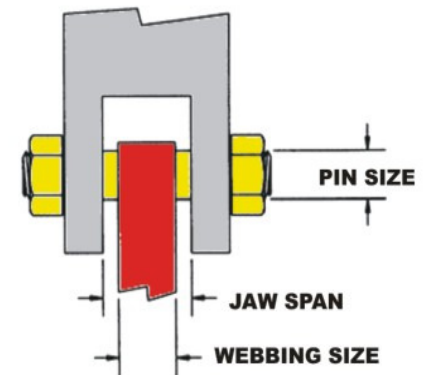
#### B. Frequent Inspection

This inspection shall be made by the user handling the duplexslings each time it is used.

#### C. Periodic Inspection

This inspection shall be conducted by designated personnel. Frequency of inspection should be based on:

1. Frequency of duplexslings use.
2. Severity of service conditions.
3. Experience gained on the service life of Duplexslings used in similar applications.
4. Periodic Inspections should be conducted at least annually.



Webbing Size	Pin Diameter	Jaw Span
1" - 2" (25 - 51 mm)	2.00" (51 mm)	2.25" (57 mm)
3" - 6" (76 - 152 mm)	3.75" (96 mm)	6.50" (165 mm)
8" - 12" (204 - 304 mm)	4.50" (1151 mm)	13.00" (330 mm)



#### ADVANTAGES OF POLYESTER SLINGS

##### Easier Handling

Weighs 85% less than equivalent wire rope or chain sling.

##### Better Grip

Wider bearing surface on load and easily takes contour of material being lifted.

##### Low Stretch Factor

Polyester slings have lower elongation characteristics than nylon slings (depending on sling type, age and use).

##### Good Chemical Resistance

Resistant to many acids. WARNING: The sling manufacturer or qualified should be consulted before slings are used in chemically active environments.

##### Water resistant

Exposure to water does not significantly reduce rated capacity.



Webbing Sling Safety factor 7:1

Kgs.	WLL in kg with one webbing sling					WLL in kg with two webbing sling			
	Straight Lift 1.0	Choke Hitch 0.8	Basket Inclination Angle			Straight Inclination Angle		Choke Inclination Angle	
			Upto 7 2.0	7-45 1.4	45-60 1.0	7-45 1.4	45-60 1.0	7-45 1.12	45-60 0.8
1000	1000	800	2000	1400	1000	1400	1000	1120	800
2000	2000	1600	4000	2800	2000	2800	2000	2240	1600
3000	3000	2400	6000	4200	3000	4200	3000	3360	2400
4000	4000	3200	8000	5600	4000	5600	4000	4480	3200
5000	5000	4000	10000	7000	5000	7000	5000	5600	4000
6000	6000	4800	12000	8400	6000	8400	6000	6720	4800
8000	8000	6400	16000	11200	8000	11200	8000	8960	6400
10000	10000	8000	20000	14000	10000	14000	10000	11200	8000
12000	12000	9600	24000	16800	12000	16800	12000	13440	9600
15000	15000	12000	30000	21000	15000	21000	15000	16800	12000
20000	20000	16000	40000	28000	20000	28000	20000	22400	16000
25000	25000	20000	50000	35000	25000	35000	25000	28000	20000
30000	30000	24000	60000	42000	30000	42000	30000	33600	24000
36000	36000	28800	72000	50400	36000	50400	36000	40320	28800
40000	40000	32000	80000	56000	40000	56000	40000	44800	32000
50000	50000	40000	100000	70000	50000	70000	50000	56000	40000

Webbing Sling Safety Factor 5:1

Kgs.	WLL in kg with one webbing sling					WLL in kg with two webbing sling			
	Straight Lift 1.0	Choke Hitch 0.8	Basket Inclination Angle			Straight Inclination Angle		Choke Inclination Angle	
			Upto 7 2.0	7-45 1.4	45-60 1.0	7-45 1.4	45-60 1.0	7-45 1.12	45-60 0.8
1000	1000	800	2000	1400	1000	1400	1000	1120	800
2000	2000	1600	4000	2800	2000	2800	2000	2240	1600
3000	3000	2400	6000	4200	3000	4200	3000	3360	2400
4000	4000	3200	8000	5600	4000	5600	4000	4480	3200
5000	5000	4000	10000	7000	5000	7000	5000	5600	4000
6000	6000	4800	12000	8400	6000	8400	6000	6720	4800
8000	8000	6400	16000	11200	8000	11200	8000	8960	6400
10000	10000	8000	20000	14000	10000	14000	10000	11200	8000
12000	12000	9600	24000	16800	12000	16800	12000	13440	9600
15000	15000	12000	30000	21000	15000	21000	15000	16800	12000
20000	20000	16000	40000	28000	20000	28000	20000	22400	16000
25000	25000	20000	50000	35000	25000	35000	25000	28000	20000
30000	30000	24000	60000	42000	30000	42000	30000	33600	24000
36000	36000	28800	72000	50400	36000	50400	36000	40320	28800
40000	40000	32000	80000	56000	40000	56000	40000	44800	32000
50000	50000	40000	100000	70000	50000	70000	50000	56000	40000

## PREMIUM SLINGS



ALL FERRETERRO PREMIUM® Slings are polyurethane impregnated which has remarkable anti abrasive and cut resistant properties.

Slings life increases significantly and works easily in harsh conditions providing excellent resistance to abrasion and minor cuts.



FERRETERRO - PREMIUM® lifting slings are a brand new innovation from FERRETERRO. The fully reinforced loop offers all-round protection in the region of the crane hook. The optimised woven construction of the belt and edge ensures that long service-life is achieved in the face of abrasion, pressure and edge wear.



In contrast to the standardised safety factor (SF) 7, the special construction achieves an increased SF. In practice this means that when abrasion, soiling or weathering reduce the SF in the course of use by a factor or perhaps 2, the FERRETERRO - PREMIUM slings are still safest. It therefore optimally satisfies your safety requirements for its entire life. The FERRETERRO® slings are therefore altogether capable of accepting more stress, are more robust and less sensitive.



ALL FERRETERRO PREMIUM® Sling comes with strategically placed microchip inside layers of slings which is water and chemical resistant. The chip contains a Unique no. in digits which gives the no. and details of sling, manufacturing date, dispatch details and vital information of the sling. The transponder works within 10"range and is a great boon for safety and auditing purpose.

For personalized details fed in chips kindly contact our sales.




FERRETERRO has also introduced special weaving and SUPEREDGE. The durable Super Edge Zone webbing has a dense pack of extra fibers creating a edge profile. This unique weave design provides extra protection to abrasions and scuffing which maximizes the service life of the Ratchet assembly.

## MULTIPLY SLINGS



We manufacture upto 110 ton flat webbing sling. Many applications are such where you need only a flat sling to be used and mammoth goods need special care to be lifted.



FLAT MULTIPLY		WLL in Kg with one webbing sling				WLL in Kg with two webbing sling			
		Straight Lift	Choker Hitch	Basket	Basket Inclination Angle		Straight Inclination Angle		Choke Inclination Angle
		1.0	0.8	2.0	1.4	1.0	1.4	1.0	1.12 0.8
300mm	Orange	36000	28800	72000	50400	36000	100800	36000	40320 28800
300mm	Orange	48000	38400	96000	67200	48000	134400	48000	53760 38400
300mm	Orange	50000	40000	100000	70000	50000	140000	50000	56000 40000
300mm	Orange	60000	48000	120000	84000	60000	168000	60000	67200 48000
300mm	Orange	72000	57600	144000	100800	72000	201600	72000	80640 57600
300mm	Orange	84000	67200	168000	117600	84000	235200	84000	94080 67200

## EYE TYPES AVAILABLE



FLAT EYE



Twisted Eye



Half Eye



## ENDLESS SLINGS

Endless slings are the most versatile of all the web sling configurations. They can be used in all three types of hitches and the wear points can be adjusted around the circumference of the sling to increase sling life. When used in a choker or basket hitch the legs can be spread for improved load control and balance. These slings are especially used in lifting pipe bundles and used in exports. These slings can be put in the product, machines, bundles etc and go along with the product till destination, giving the most economical, safe and efficient lifting to the products



These slings can be made of any capacity, multiple ply and with fittings if required.

	Factor	Width (mm)	WLL in Kg with one webbing sling				WLL in Kg with two webbing sling			
			Straight Lift	Choker Hitch	Basket	Basket Inclination Angle	Straight Inclination Angle	Choke Inclination Angle		
			1.0	0.8	Upto 7	7-45 45-60	7-45 45-60	7-45 45-60	1.12	0.8
Violet	1000	25.50	1000	800	2000	1400 1000	1400 1000	1120 800		
Green	2000	50	2000	1600	4000	2800 2000	2800 2000	2240 1600		
Yellow	3000	75	3000	2400	6000	4200 3000	4200 3000	3360 2400		
Grey	4000	100	4000	3200	8000	5600 4000	5600 4000	4480 3200		
Red	5000	125	5000	4000	10000	7000 5000	7000 5000	5600 4000		
Brown	6000	150	6000	4800	12000	8400 6000	8400 6000	6720 4800		
Blue	8000	200	8000	6400	16000	11200 8000	11200 8000	8960 6400		
Orange	10000	250	10000	8000	20000	14000 10000	14000 10000	11200 8000		
Orange	12000	300	12000	9600	24000	16800 12000	16800 12000	13440 9600		



## ROUND SLINGS

We manufacture round slings in accordance to EN 1492-2:2000 from 100% polyester. The outer cover is a seamless polyester sleeve of double thickness construction and has an excellent abrasion resistance. The core consists of a continuous hank of high tenacity polyester yarn (see illustration) which is immensely strong and durable. Inner core with Markings is also available to discard the round sling when torn.

Due to the parallel fibres in the core the stretch experienced with a roundsling is less than 3% at the safe working load, which eliminates dangerous dancing experienced with some slings.

We manufacture round slings upto 50 tons in regular production whereas Roundsling upto 300 tons can be manufactured on special orders. Please see chart for Load Capacity as per use.

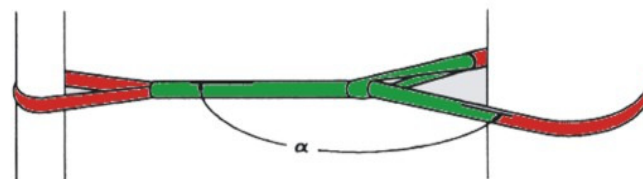
### TESTING ROUND SLING

The Polyester round sling shall be rigged in the test machine so that tension is applied in a straight line of pull.



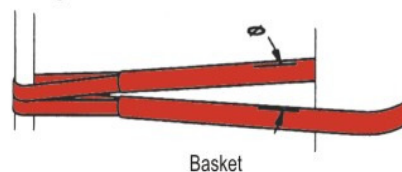
Vertical

The Polyester round sling shall be rigged in the test machine so that the minimum angle (α) of choke is 120 degrees.



Choker

The Polyester round sling shall be rigged in the test machine so that the maximum included angle (∠) of the legs is 60 degrees.




Basket

Sling Capacity Range Vertical Hitch (lbs)	Referenced WSTD Sling Size Number	Sling Vertical Hitch Capacity (lbs)	Pin Span Minimum (inches)	Pin Diameter (inches)	Allowable Diameter Tolerances (inches)
Up To 6,000	1	2,500	2-3/16 in (56 mm)	1-1/8 in (28 mm)	+/- 1/16 in.
6,001 to 15,000	2	5,300	2-3/16 in (56 mm)	1-1/2 in (38 mm)	+/- 1/8 in.
15,001 to 30,000	3	8,400	2-3/16 in (56 mm)	1-1/2 in (38 mm)	+/- 1/8 in.
30,001 to 40,000	4	10,600	2-3/16 in (56 mm)	1-1/2 in (38 mm)	+/- 1/8 in.
40,001 to 53,000	5	13,200	2-3/16 in (56 mm)	1-1/2 in (38 mm)	+/- 1/8 in.
53,001 to 66,000	6	16,800	3-1/4 in (82 mm)	2 in (50 mm)	+/- 1/8 in.
66,001 to 80,000	7	21,200	3-1/4 in (82 mm)	2 in (50 mm)	+/- 1/8 in.
80,001 to 90,000	8	25,000	3-1/4 in (82 mm)	2 in (50 mm)	+/- 1/8 in.
90,001 to 100,000	9	31,000	4 in (100 mm)	2 in (50 mm)	+/- 1/8 in.
	10	40,000	4 in (100 mm)	2 in (50 mm)	+/- 1/8 in.
	11	53,000	4 in (100 mm)	2 in (50 mm)	+/- 1/8 in.
	12	66,000	4 in (100 mm)	2 in (50 mm)	+/- 1/8 in.
	13	80,000	4 in (100 mm)	2 in (50 mm)	+/- 1/8 in.

Caution: The above pin sizes shall be used to develop the polyester roundsling vertical rated capacities. Pin sizes smaller than these may reduce the rated capacity of the polyester roundsling. These pin sizes may not be adequate for testing polyester roundslings in a basket configuration.



## ROUND SLINGS



We manufacture round slings in accordance to EN 1492-2:2000 from 100% polyester. The outer cover is a seamless polyester sleeve of double thickness construction and has an excellent abrasion resistance. The core consists of a continuous hank of high tenacity polyester yarn (see illustration) which is immensely strong and durable. Inner core with Markings is also available to discard the round sling when torn.

Due to the parallel fibres in the core (see illustration), the stretch experienced with a roundslings is less than 3% at the safe working load, which eliminates dangerous dancing experienced with some slings.

We manufacture round slings upto 50 tons in regular production whereas roundsling upto 300 tons can be manufactured on special orders. Please see chart for Load Capacity as per use.

Factor	Width (mm)	WLL in Kg with one webbing sling					WLL in Kg with two webbing sling			
		Straight Lift	Choker Hitch	Basket	Basket Inclination Angle		Straight Inclination Angle		Choke Inclination Angle	
		1.0	0.8	2.0	1.4	1.0	1.4	1.0	1.12	0.8
1000	Violet	1000	800	2000	1400	1000	1400	1000	1120	800
2000	Green	2000	1600	4000	2800	2000	2800	2000	2240	1600
3000	Yellow	3000	2400	6000	4200	3000	4200	3000	3360	2400
4000	Grey	4000	3200	8000	5600	4000	5600	4000	4480	3200
5000	Red	5000	5000	10000	7000	5000	7000	5000	5600	4000
6000	Brown	6000	6000	12000	8400	6000	8400	6000	6720	4800
8000	Blue	8000	8000	16000	11200	8000	11200	8000	8960	6400
10000	Orange	10000	10000	12000	14000	10000	14000	10000	11200	8000
12000	Orange	12000	12000	24000	16800	12000	16800	12000	13440	9600
15000	Orange	15000	12000	30000	21000	15000	21000	15000	16800	12000
20000	Orange	20000	16000	40000	28000	20000	28000	20000	22400	16000
25000	Orange	25000	20000	50000	35000	25000	35000	25000	28000	20000
30000	Orange	30000	24000	60000	42000	30000	42000	30000	33600	24000
36000	Orange	36000	28800	72000	50400	36000	50400	36000	40320	28800
50000	Orange	50000	40000	100000	70000	50000	70000	50000	56000	40000



## EXTREME ROUND SLINGS



	WLL in Kg with one webbing sling					WLL in Kg with two webbing sling			
	Straight Lift	Choker Hitch	Basket	Basket Inclination Angle		Straight Inclination Angle		Choke Inclination Angle	
	1.0	0.8	2.0	1.4	1.0	1.4	1.0	1.12	0.8
Orange	36000	28800	72000	50400	36000	100800	36000	40320	28800
Orange	40000	32000	80000	56000	48000	112000	48000	44800	32000
Orange	48000	38400	96000	67200	50000	134400	50000	53760	38400
Orange	50000	40000	100000	70000	60000	140000	60000	56000	40000
Orange	70000	56000	140000	98000	72000	196000	72000	78400	56000
Orange	75000	60000	150000	105000	84000	210000	84000	84000	60000
Orange	80000	64000	160000	112000	80000	224000	80000	89600	64000
Orange	100000	80000	200000	140000	100000	280000	100000	112000	80000
Orange	125000	100000	250000	175000	125000	350000	125000	140000	100000
Orange	150000	120000	300000	210000	150000	420000	150000	168000	120000
Orange	200000	160000	400000	280000	200000	560000	200000	224000	160000
Orange	250000	200000	500000	350000	250000	700000	250000	280000	200000
Orange	300000	240000	600000	420000	300000	840000	300000	336000	240000

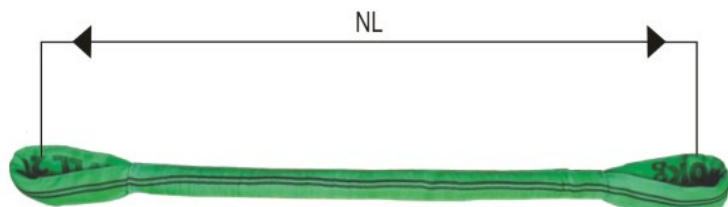
All EXXTREME ROUNDSLINGS come with Free overload indicators, free fiber optic and free Velcro type heavy duty Anti abrasive sleeves



## EYE AND EYE ROUND SLINGS

OVERLOAD  
INDICATOR  
AND  
FIBER OPTIC

Free





- Easy to use • Works well for confined space • Extra sleeves can be added to body easily
- All advantages of Flat web sling and round sling • Eye length can be made as per order

Factor	Width (mm)	WLL in Kg with one webbing sling					WLL in Kg with two webbing sling				
		Straight Lift	Choker Hitch	Basket	Basket Inclination Angle		Straight Inclination Angle		Choke Inclination Angle		
		1.0	0.8	Upto 7	7-45	45-60	7-45	45-60	7-45	45-60	
1000	Violet	1000	800	2000	1400	1000	1400	1000	1120	800	
2000	Green	2000	1600	4000	2800	2000	2800	2000	2240	1600	
3000	Yellow	3000	2400	6000	4200	3000	4200	3000	3360	2400	
4000	Grey	4000	3200	8000	5600	4000	5600	4000	4480	3200	
5000	Red	5000	5000	10000	7000	5000	7000	5000	5600	4000	
6000	Brown	6000	6000	12000	8400	6000	8400	6000	6720	4800	
8000	Blue	8000	8000	16000	11200	8000	11200	8000	8960	6400	
10000	Orange	10000	10000	12000	14000	10000	14000	10000	11200	8000	
12000	Orange	12000	12000	24000	16800	12000	16800	12000	13440	9600	
15000	Orange	15000	12000	30000	21000	15000	21000	15000	16800	12000	
20000	Orange	20000	16000	40000	28000	20000	28000	20000	22400	16000	
25000	Orange	25000	20000	50000	35000	25000	35000	25000	28000	20000	
30000	Orange	30000	24000	60000	42000	30000	42000	30000	33600	24000	
36000	Orange	36000	28800	72000	50400	36000	50400	36000	40320	28800	
50000	Orange	50000	40000	100000	70000	50000	70000	50000	56000	40000	



## TWO PATH ROUND SLING



TWIN slings are available in POLYESTER/DYNEEMA/SPECTRA/VECTRAN load carrying fibers.

### BACK-UP PROTECTION

Twin slings are actually two complete and separate slings in one. Each path makes its own separate connection between the hook and the load and accounts for 50% of the total sling work load. This design we manufacture is non patented and is cost effective than other sling makers

### DOUBLE CORE (ON REQUEST)

The TWIN sling design provides the sling user with an early warning and inspection system. Also available in double core for extra abrasive resistance and long life. The load carrying yarns never come into contact with the load. When the protective outer cover is damaged, the inner cover provides extra protective sleeve for usage

### ELONGATION STRING (FREE)

We provide ALL our Round slings, and TWIN sling as well with Elongation string to know whether the sling has elongated and when the String disappears should be discarded.

### FIBER-OPTIC INSPECTION (FREE)

Fiber-optic inspection cables assist the sling user and inspector to evaluate the condition of the load carrying yarns. The condition of the internal load carrying yarn can be inspected by checking the conductivity of the fiber optic cable. If the load carrying yarns have suffered chemical, heat or crushing damage, the fiber optic cable will lose its ability to transmit light from one end to the other, giving the inspector a reason to remove the sling from service and return it for repair evaluation.





## BLACK BELT SLINGS

Ever seen Black belt comes White in color!  
The top most degree of perfection BLACK BELT has been introduced in lifting slings!

These slings work in hostile environment, extremely cut resistant and amazingly light weight. Abrasion is no problem and are stronger than steel.

We manufacture these slings in Dyneema® by DSM and also use Vectran® Spectra® DACRON® or KEVLAR® as per requirement.



Lightness

Dyneema® floats, it is the lightest super fiber around. Thanks to its low density, it is ideally suited for floating ropes and innovative, lighter-than-air structures.



Strength

Dyneema®, the world's strongest fiber™ is 15 times stronger than steel fiber of the same weight.



Rigidity

Because of its low elasticity, anglers feel the slightest nibble at the end of their lines. They can respond instantly for better action and powerful hook sets.


**E = Up to 140 N/tex.**



## MULTI LEGGED SLINGS



We manufacture Multi Leg Slings with wide range of fittings. They are used for lifting products which are balanced and have uniform construction. The Centre of Gravity is below the lifting hook. We manufacture Multi legged Slings with Oblong Master Link , Multi Link assembly and Round Ring at top and the other end can be Eye snap hook, Shackles, Eye bolts, Rings , Links , Piper hooks or connectors. We manufacture multi legged sling both in Flat slings and Round slings with adequate tested fittings. AVAILABLE UPTO 350 Tons Capacity.

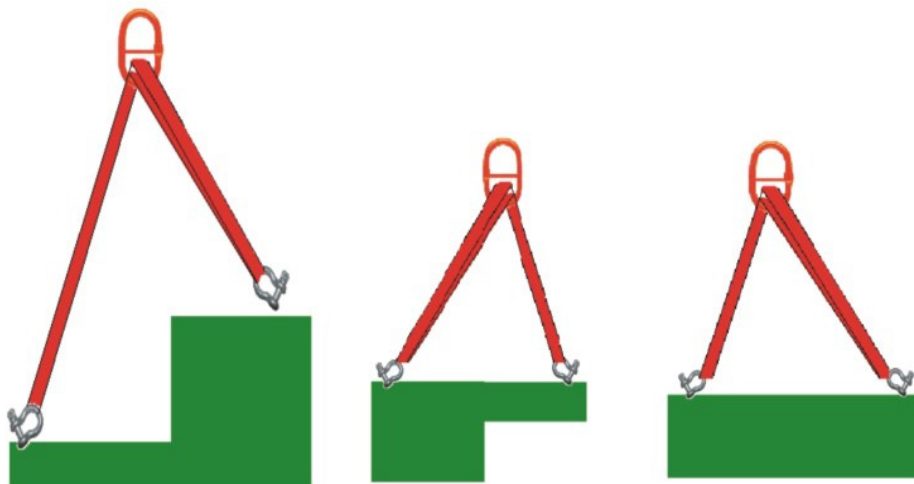




## ADJUSTABLE BRIDAL SLINGS

Self adjusting to centre of gravity for lifting non uniform loads.

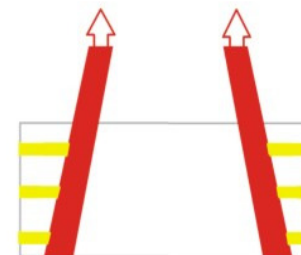
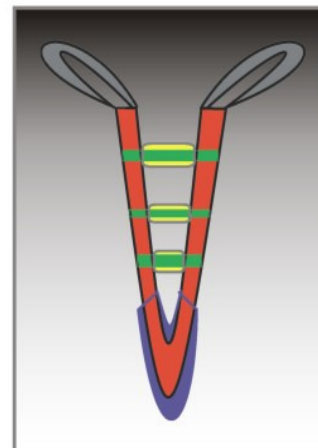
- All specs as of Round Slings
- The heavy end should have double end



Code	Capacity	Dia	Shackle Bow
FAB3	3 Tons	16mm	3.2 Ton
FAB5	5.5 Tons	22mm	6.3 ton
FAB10	9.1 Tons	28mm	12 Ton
FAB20	18.2 Tons	40mm	25 Ton
FAB30	28 Tons	45mm	35 Ton
FAB45	41 Tons	57mm	55 Ton



## GLASS HANDLERS



- We Manufacture Customized Glass handling systems to handle upto 15 tons of float glass sheet stacks/ bundles.
- They consist of special sleeves which can be detachable and are cut resistant.
- We also manufacture system to bundle the glass sheet which can be repetitively used instead of steel strapping.



## PIPELINE LIFTERS



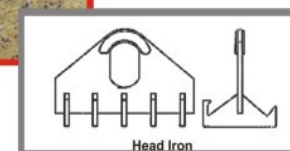

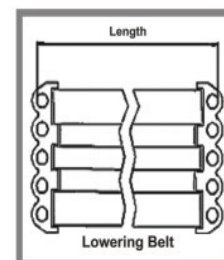
IRON HEAD



- Experienced, leading Lifting goods manufacturer.
- Heavy duty PES webbing for durability and strength
- Alloy steel end irons for greater strength with less weight
- Web coated with heavy duty PU Coating
- Blue vinyl tag with clear protective cover to protect data
- End irons painted/ Epoxy coated• Custom belts available for pipe diameters not listed
- Belts used around the world, in all types of climates, in sizes up to 60" diameter pipe
- Lowering-in belt and head iron sold separately



## PIPELINE LIFTERS



Part#	Maximum Pipe Diameter		Belt Width	Belt Weight		Belt Weight	Working Capacity
	IN	MM		FT IN	M	KG	KG
FPL-0512	12	305	12	4'9"	1.45	12.7	21,700
FPL-0518	18	457	18	7'0"	2.13	20.5	33,100
FPL-0520	20	508	18	7' 6"	2.29	22.7	33,100
FPL-0524	24	610	24	8' 6"	2.59	29.5	44,000
FPL-0530	30	762	30	10' 0"	3.05	40.9	55,300
FPL-0536	36	914	36	11' 6"	3.51	54.5	66,200
FPL-0542	42	1067	36	13' 6"	4.11	61.4	66,200
FPL-0548	48	1219	36	15' 0"	4.57	70.5	66,200
FPL-0552	42	1067	42	13'6"	4.11	68.2	77,500
FPL-0552A	48	1219	42	15'0"	4.57	77.3	77,500
FPL-0554	48	1219	48	15'0"	4.57	86.4	88,400
FPL-0556	56	1422	48	17'0"	5.18	93.2	88,400
FPL-0556A	56	1422	56	17'0"	5.18	104.5	103,400
FPL-0560	60	1524	56	18'0"	5.49	118.2	103,400



## PIPELINE LIFTERS

### BAG SLING/ SLING MAT Pipeline hebebander


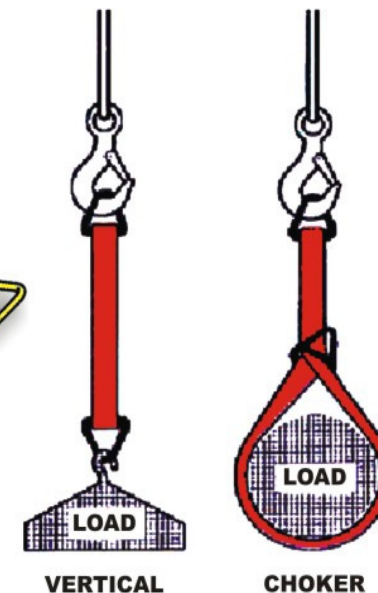
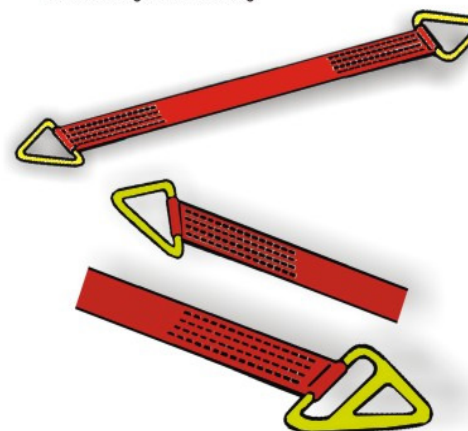
An economical solution for lowering pipeline where the weight and repetition is low. These belts are wide upto 36" and can be made upto 10 tons of capacity of any length required.

These belts are strongly bonded and strengthened for lifting. These slings can be polyurethane impregnated or Vinyl coated for extra strength and abrasive resistance.



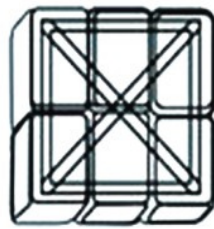
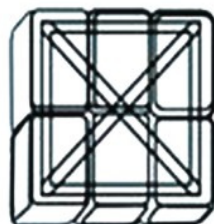
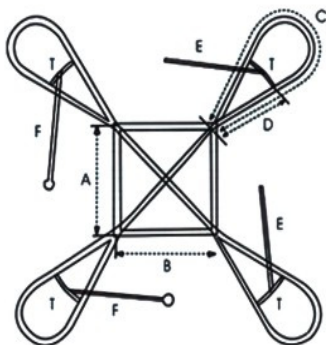
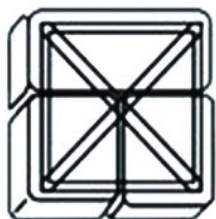
## REEVING CHOKER SLINGS

We Manufacture Reeving Choker Slings with Alloy steel hardened Fittings. All hardware is made in house and the life of slings increases a lot as contact with hook is minimised. Also for choker hitch lifting Triangle passes through choker fitting for better lifting.





## CLOVER LEAF SLINGS

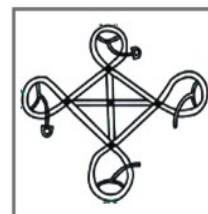


Sling Types		C	I	E	S	P	A	L	F	B	M	R
Loading	Width											
(Capacity)	*	100 *	100 *	100 *	120 *	145 *	115 *	120 *	165 *	140 *	130 *	170 *
Dimensions	Length	120	120	100	120	115	115	120	165	140	95	120
	Height	85	105	105	115	120	100	90	95	120	105	130
Sling Measure	Basis A* B											
	Sling (description)	65 * 85	70 * 90	65 * 65	85 * 85	115 * 85	70 * 70	75 * 75	135 * 135	110 * 110	100 * 65	140 * 90
	C	255	275	280	340	350	280	260	295	350	316	370
	Tail 'D'	80	90	90	120	135	85	80	100	135	107	140



## CLOVER LEAF SLING

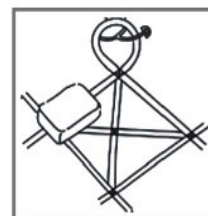
### Usage Instructions and Handling precautions



First

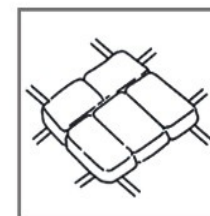


Second

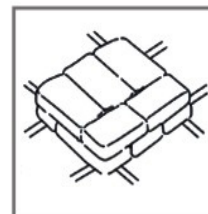


Third

Begin to place the bags on the sling ensuring that they lie close together and centrally over the base of slings

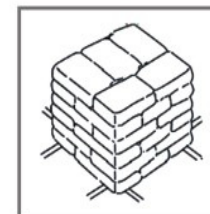


Fourth



Fifth

Begin to place the bags on the sling ensuring that they lie close together and centrally over the base of slings

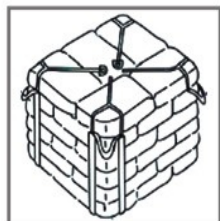


Sixth

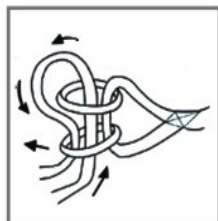


## CLOVER LEAF SLING

Fasten the narrow lashing straps diagonally across the top of the unit.



Seven



Eight



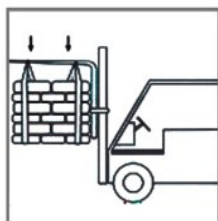
Nine

With the unit lifted just off the ground, tighten the lashings again.



Tenth

For extra lifting height, invert the forks of the truck.



Eleven



## DRUM LIFTERS



Vertical



Horizontal

Heavy Duty Drum Lifters for lifting drums of :

- Chemicals
- Glue
- Welding wire
- Food material
- Paints
- Sugar industry


Lifting drums upto 3 tons is now as easy as normal operations. No need of bulky drum lifters, Fork attachments and tilters as a single person can handle and tilt the drums.



## HEAT RESISTANT SLINGS



For Many applications we need Synthetic slings but the temperature of the product goes upto 180 degree or more. We manufacture slings with triplet heat resistant, load bearing sleeves which hug the product and bear most of the heat. The sleeves are designed so as to minimize the heat transfer to the inner core sling. These slings work safely till 160 degrees of temperature and to be used with strict guidelines laid by Ferretero.



## ROTOMAXX SLINGS



Now all your turning devices for turning Automobiles, Chasis, Marble blocks, machines, moulds, rather anything can be secured on our range of ROTOMAXX slings. These are Heavy duty slings impregnated with Polyurethane and Plasticized coating to grip the load and are almost Anti cut. Can be made upto 30 tons load turning.






## ROTOMAXX SLINGS



Universal sizes fit all machines like Vetter, Load turner, Pal Turner, Posi Turn, wimag, EZ Turn, rather fits to every machine.

These Belts are made in house in special state of art equipment to give maximum life to the product. The structure is controlled so that the load remains perfectly horizontal to the load turning device. Corner protectors and sleeves and coatings together provide abrasive



PU impregnated belt



Single side coated



Double side coated


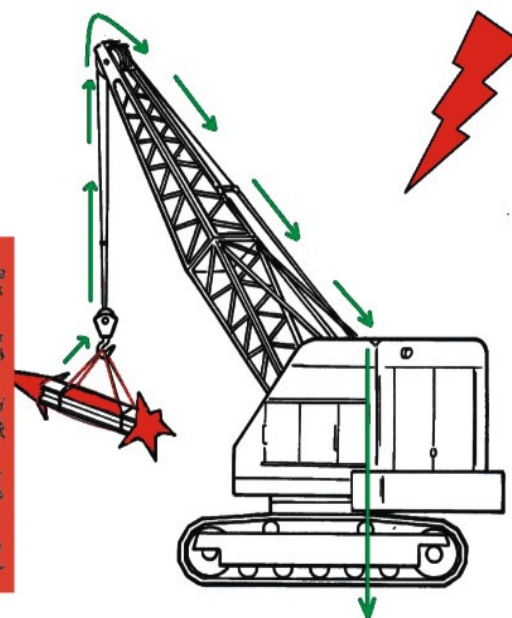
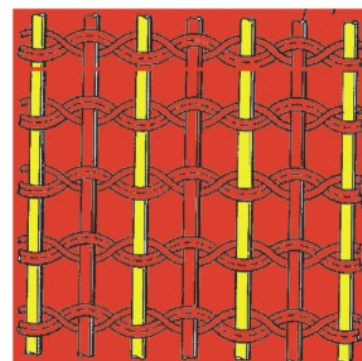


## ANTI STATIC SLINGS




Another Innovation from FERRETERO. Our Anti static sling are actually Static transferor where delicate electronic equipments are been lifted and static electricity can prove hazard. These patented slings are manufactured with zero resistance electric current transferor woven in straps . These are ideal for lifting:

- Rotors
- Missiles
- Nuclear warheads
- Atomic waste
- Nuclear waste
- Explosives
- Electronic devices





## SLEEVES FOR LIFTING SLINGS



Sleeves are used on lifting slings to provide safety from cutting. Due to sleeves the slings can be used to lift extremely cut prone products and does not damages the edges of product. Sleeves are made to lift Glass, steel blades, girders, slit coils, wooden logs and give extra long life to slings. Usage of sleeves at workplace is a must . We at Ferretero give free anti abrasive sleeves for slings above 50 tons and occasionally in smaller slings to know user the advantages of sleeves, and have a large variety of sleeves as per requirement of job. The sleeves stick to the job and sling moves in freely to adjust itself and resist abrasion or cutting giving extra life and safety.



Anti abrasive sleeves increase life of slings upto 10 times. Made of HTPY and strongly constructed are available in PU impregnated and regular features



Polyurethane blended sleeve upto 30 tons capacity. Clear construction to view damages to webbing. Side stitches with triple AA on stitches for extra long life.



INNOVATION : Anti Cut Polyurethane blend sheet sandwiched in Abrasive resistant sleeves for extremely heavy duty applications where both anticut and anti abrasive properties are required, made at high temperature to maintain properties. Available in loop design slip on and Velcro type . PATENT PENDING.



## SLEEVES FOR LIFTING SLINGS



FERRETEXX is Extreme condition sleeve to lift almost anything. Sharp coils, Ultra sharp edges are now easiest job for synthetic slings. Available for both Roundsling and Flat webbing slings for loads upto 300 tons. These sleeves stick to the job and are extremely cut resistant to be used for super sharp cut jobs.



Also available Heavy duty steel corners with magnets . Saves your chains, Wire rope and webbing from damages. Also saves edges getting damaged from lifting as an empty cavity is created while lifting.






## SLEEVES FOR LIFTING SLINGS



Another Innovation from Ferretero. HMPE Dyneema/ Kevlar sleeves now made in India for lightweight and larger sleeves same as woven ones. Tested for abrasive resistance and cut resistance more than steel in minimal thickness and extremely long life. Perfect for steel industry as handling coils was never better.



Another Innovation as Dynaflexx. Cut resistant Kevlar/HMPE sheet stitched with Velcro. Most efficient in low temperatures and to lift products with protruding sharp points, weld spats, this sleeve provides cushion and protection both. The sleeve allows sling to slide in freely providing maximum wear resistance.



Fully velcro Anti cut sleeve which can be put on and removed from service whenever required. High molecular aramid velcro to be stable at 300 ton load. Perfect for round slings if one leg or two legs are to be secured.




Fully velcro Anti Abrasive sleeve which can be put on and removed from service whenever required. High molecular aramid velcro to be stable at 300 ton load.



## D SHACKLES Screw Pin Type

### Features:

- Designed for easy Frequent Application
- For use on direct lifting or single load systems.
- Traceability code, capacity, FERRETERRO and WLL embossed.



**Material:** Grade 80 steel with Alloy pin.

**Construction:** Heat treated and stress relieved.

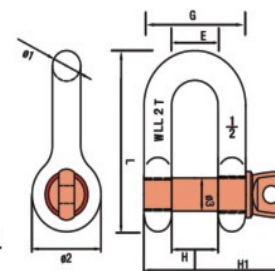
**Finish:** Galvanised and coated.

**Proof load:** Tested at 2 times the working load.

**Safety factor:** 6 to 1.

**Fatigue:** Fatigue tested at 1.5 times of WLL.

**Standard:** As per US federal specification RR-C-271-D.



Size in	WLL Ton	Weight Kg	H	ø3	ø1	Dimension mm E	ø2	G	L	H1	Tolerance (+/-) C	A
3/8	1	0.13	17.00	11.20	10.00	37.00	25.00	10.00	59.00	53.50	3.30	1.50
7/16	1.1/2	0.20	18.50	12.70	11.20	40.50	27.00	11.30	67.30	59.00	3.30	1.50
1/2	2	0.30	20.60	15.80	12.70	46.00	31.00	12.70	77.50	70.00	3.30	1.50
5/8	3.1/4	0.58	27.00	19.00	16.00	59.00	40.00	16.00	96.50	87.50	6.35	1.50
3/4	4.3/4	1.02	32.00	22.00	19.00	70.00	48.00	19.00	117.00	101.00	6.35	1.50
7/8	6.1/2	1.43	37.00	25.00	22.00	81.00	54.00	22.00	133.50	116.00	6.35	1.50
1	8.1/2	2.16	43.50	28.00	25.00	93.50	60.00	26.50	150.80	135.50	6.35	1.50
1.1/8	9.1/2	3.06	48.00	32.00	29.00	106.00	68.00	29.00	173.00	145.00	6.35	1.50
1.1/4	12	4.11	53.00	35.00	32.00	117.00	76.00	32.00	189.50	160.00	6.35	1.50
1.3/8	13.1/2	5.28	59.00	38.00	35.00	129.00	84.00	35.00	209.50	178.00	6.35	3.30
1.1/2	17	7.24	62.00	42.00	38.00	138.00	92.00	38.00	228.00	194.00	6.35	3.30
1.3/4	25	12.14	75.00	50.00	45.00	165.00	106.00	45.00	271.00	228.00	6.35	3.30
2	35	19.21	84.00	56.00	52.00	188.00	122.00	52.00	315.00	255.00	6.35	3.30
2.1/2	55	38.00	107.00	70.00	66.00	239.00	145.00	66.00	379.00	317.00	6.35	3.30

*Minimum breaking strength is 6 times the working load limit*


Also available in 4 times Break strength on request



## BOW SHACKLES Screw Pin Type

### Features:

- Designed for easy Frequent Application
- For use on direct lifting or single load systems
- Traceability code, capacity, FERRETERRO and WLL embossed



**Material:** Grade 80 steel with Alloy pin

**Construction:** Heat treated and stress relieved

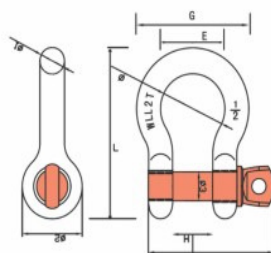
**Finish:** Galvanised and coated

**Proof load:** Tested at 2 times the working load

**Safety factor:** 6 to 1

**Fatigue:** Fatigue tested at 1.5 times of WLL

**Standard:** As per US federal specification RR-C-271-D



### Meets Requirement of US Federal Specification RR-C-271D

Size in.	WLL Ton	Weight Kg	H	ø3	Dimension mm						Tolerance (+/-)	
					ø1	E	ø2	G	L	H1	C	A
3/8	1	0.14	17.00	11.20	10.00	26.20	25.00	46.20	64.60	53.50	3.30	1.50
7/16	1.1/2	0.22	18.50	12.70	11.30	29.50	27.00	52.10	74.10	59.00	3.30	1.50
1/2	2	0.33	20.60	15.80	12.70	33.30	31.00	58.70	83.90	70.00	3.30	1.50
5/8	3.1/4	0.62	27.00	19.00	16.00	43.00	40.00	75.00	105.50	87.50	6.35	1.50
3/4	4.3/4	1.07	32.00	22.00	19.00	51.00	48.00	89.00	125.50	101.00	6.35	1.50
7/8	6.1/2	1.64	37.00	25.00	22.00	58.00	54.00	102.00	146.00	116.00	6.35	1.50
1	8.1/2	2.30	43.50	28.00	26.50	68.50	60.00	121.50	166.80	135.50	6.35	1.50
1.1/8	9.1/2	3.36	48.00	32.00	29.00	75.00	68.00	133.00	188.00	145.00	6.35	1.50
1.1/4	12	4.31	53.00	35.00	32.00	84.00	76.00	148.00	208.00	160.00	6.35	1.50
1.3/8	13.1/2	6.01	59.00	38.00	35.00	94.00	84.00	164.00	230.00	178.00	6.35	3.30
1.1/2	17	8.03	62.00	42.00	38.00	99.00	92.00	175.00	253.50	194.00	6.35	3.30
1.3/4	25	13.79	75.00	50.00	45.00	128.00	106.00	218.00	301.00	228.00	6.35	3.30
2	35	20.43	84.00	56.00	52.00	148.00	122.00	252.00	338.00	255.00	6.35	3.30
2.1/2	55	40.00	107.00	70.00	66.00	186.00	145.00	318.00	443.00	317.00	6.35	3.30

\*Minimum breaking strength is 6 times the working load limit


Also available in 4 times Break strength on request



## D SHACKLES Nut bolt type

### Features:

- Designed for easy Frequent Application
- Enhanced safety with bolt, nut and cotter split pin
- Reduce the need to tighten pin before each application
- For use on direct lifting or single load systems
- Traceability code, capacity, FERRETERRO and WLL embossed



**Material:** Grade 80 steel with Alloy pin.

**Construction:** Heat treated and stress relieved.

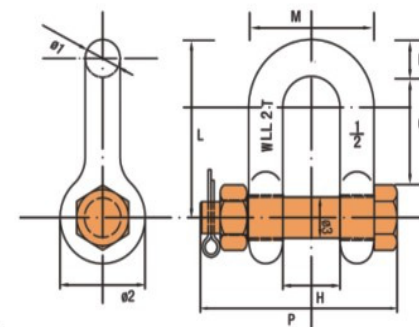
**Finish:** Galvanised and coated.

**Proof load:** Tested at 2 times the working load.

**Safety factor:** 6 to 1.

**Fatigue:** Fatigue tested at 1.5 times of WLL.

**Standard:** As per US federal specification RR-C-271-D.



### Meets Requirement of US Federal Specification RR-C-271D

Size in.	WLL Ton	Weight Kg	H	ø3	ø1	Dimension mm						Tolerance (+/-)	
						ø2	G	L	M	P	R	C	A
3/8	1	0.15	17.00	11.20	10.00	25.00	30.90	59.00	37.00	57.50	10.00	3.30	1.50
7/16	1.1/2	0.22	18.50	12.70	11.30	27.00	36.40	67.30	40.50	64.50	11.30	3.30	1.50
1/2	2	0.34	20.60	15.80	12.70	31.00	41.40	77.50	46.00	74.50	12.70	3.30	1.50
5/8	3.1/4	0.67	27.00	18.80	16.00	40.00	51.00	96.50	59.00	93.00	16.00	6.35	1.50
3/4	4.3/4	1.14	32.00	22.00	19.10	48.00	63.00	117.00	70.00	107.00	19.00	6.35	1.50
7/8	6.1/2	1.75	37.00	25.00	22.00	54.00	72.00	133.50	81.00	121.00	22.00	6.35	1.50
1	8.1/2	2.52	43.50	28.00	26.50	60.00	81.80	150.80	93.50	137.00	26.50	6.35	1.50
1.1/8	9.1/2	3.45	48.00	32.00	29.00	68.00	94.00	173.00	106.00	145.00	29.00	6.35	1.50
1.1/4	12	4.93	53.00	35.00	32.00	76.00	102.00	189.50	117.00	167.00	32.00	6.35	1.50
1.3/8	13.1/2	6.24	59.00	38.00	35.00	84.00	113.50	209.50	129.00	185.00	35.00	6.35	3.30
1.1/2	17	8.40	62.00	42.00	38.00	92.00	123.00	228.00	138.00	198.00	38.00	6.35	3.30
1.3/4	25	14.26	75.00	50.00	45.00	106.00	148.00	271.00	165.00	227.00	45.00	6.35	3.30
2	35	21.22	84.00	56.00	52.00	122.00	174.00	315.00	188.00	250.00	52.00	6.35	3.30
2.1/2	55	40.00	107.00	71.00	66.00	145.00	205.50	379.00	239.00	299.00	66.00	6.35	3.30

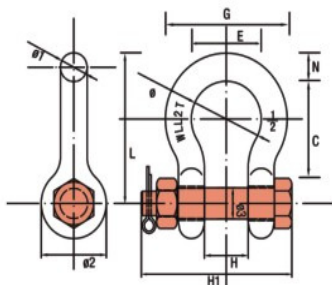
\*Minimum breaking strength is 6 times the working load limit



## ANCHOR BOW Shackle Nut Bolt Type

### Features:

- Designed for easy Frequent Application.
- Enhanced safety with bolt, nut and cotter split pin.
- Reduce the need to tighten pin before each application.
- For use on direct lifting or single load systems.
- Traceability code, capacity, FERRETERO and WLL embossed.



**Material:** Grade 80 steel with Alloy pin.

**Construction:** Heat treated and stress relieved.

**Finish:** Galvanised and coated.

**Proof load:** Tested at 2 times the working load.

**Safety factor:** 6 to 1.

**Fatigue:** Fatigue tested at 1.5 times of WLL.

**Standard:** as per US federal specification RR-C-271-D.

### Meets Requirement of US Federal Specification RR-C-271D

Size in.	WLL Ton	Weight Kg	H	a3	C	Dimension mm a1	E	a2	L	G	N	Tolerance (+/-) C	A
1/4	1/2	0.05	13.00	8.00	29.00	6.80	20.00	17.50	48.60	33.60	6.80	3.30	1.50
5/16	3/4	0.10	13.50	9.50	31.00	8.00	21.50	21.00	54.30	37.50	8.00	3.30	1.50
3/8	1	0.15	17.00	11.20	36.50	10.00	26.20	25.00	64.60	46.20	10.00	3.30	1.50
7/16	1.1/2 Ton	0.23	18.50	12.70	42.90	11.30	29.50	27.00	74.10	52.10	11.30	3.30	1.50
1/2	2	0.36	20.60	15.80	47.80	12.70	33.30	31.00	83.90	58.70	12.70	3.30	1.50
5/8	3.1/4	0.76	27.00	19.00	60.00	16.00	43.00	40.00	105.50	75.00	16.00	6.35	1.50
3/4	4.3/4	1.23	32.00	22.00	71.50	19.00	51.00	48.00	125.50	89.00	19.00	6.35	1.50
7/8	6.1/2	1.79	37.00	25.00	84.50	22.00	58.00	54.00	146.00	102.00	22.00	6.35	1.50
1	8.1/2	2.57	43.50	28.00	96.30	26.50	68.50	60.00	166.80	121.50	26.50	6.35	1.50
1.1/8	9.1/2	3.75	48.00	32.00	109.00	29.00	75.00	68.00	188.00	133.00	29.00	6.35	1.50
1.1/4	12	5.32	53.00	35.00	120.50	32.00	84.00	76.00	208.00	148.00	32.00	6.35	1.50
1.3/8	13.1/2	7.18	59.00	38.00	134.00	35.00	94.00	84.00	230.00	164.00	35.00	6.35	3.30
1.1/2	17	9.44	62.00	42.00	148.50	38.00	99.00	92.00	253.50	175.00	38.00	6.35	3.30
1.3/4	25	15.39	75.00	50.00	178.00	45.00	128.00	106.00	301.00	218.00	45.00	6.35	3.30
2	35	23.73	84.00	56.00	197.00	52.00	148.00	122.00	338.00	252.00	52.00	6.35	3.30
2.1/2	55	44.00	107.00	71.00	269.50	66.00	186.00	145.00	443.00	318.00	66.00	6.35	3.30
3	85	76.00	127.00	80.00	330.50	76.00	200.00	165.00	587.50	365.00	92.00	6.35	3.30
3.1/2	120	120.00	133.50	95.00	419.00	92.00	228.50	203.00	679.00	419.00	104.50	6.35	3.30
4	150	153.00	140.00	110.00	423.00	104.00	254.00	228.50	712.50	468.00	116.00	6.35	3.30


\*Minimum breaking strength is 6 times the working load limit



## ONE WAY LASHING

One way packing is the system used as secondary packing. You purchase and use the best packing material available in market, best corrugation, lamination, printing, containers etc but the goods get damaged during transit often banging with each other or damage due to shifting. Lashing is required right from small delicate parts to project cargo and break bulk. Ferreteria specializes in designing lashing systems, load calculations, force exertion and packaging systems to make your product reach till customers end as freshly packed.

One way lashing system uses disposable flexible lashing system which is no sew and so becomes flexible to be used at ports, offshore or at places where no standard length is there so cannot be sewed. One way system is boon for Export lashing as Ratchet buckles and hooks add to the cost and do not come back.



Our high-tenacity woven polyester strapping, coupled with our exclusive maximum joint-efficiency buckle, is specifically designed for load containment applications. This system is tested and proven to dramatically reduce the potential for product damage and personal injury, with their associated costs. It will ultimately replace steel banding as an industry standard. Available in 13mm, 16mm, 19mm, 25mm, 32mm, 40mm and 50mm width.





## ONE WAY LASHING



We design solutions for project cargo lashing, with load calculations and undertake lashing jobs for Marine vessels and total projects transfers. Cost comes down drastically using one way lashing systems and the goods reach customer the same way its packed in premise, scratchless and safe. We manufacture wide range of buckles wire formed welded, sheet pressed and forged to retain tension and work well in dynamic loads.



## DUNNAGE BAG



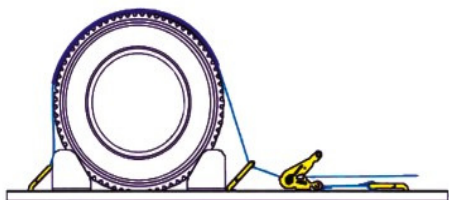
Dunnage Bags, also known as airbags are convenient, fast and cost effective alternative to secure and stabilize cargo in ISO sea-containers, closed railcars, trucks and (ocean going-) vessels. The use of dunnage bags can have a positive impact on road safety. According to the European Commission Transportation Department "it has been estimated that up to 25% of accidents involving trucks can be attributable to inadequate cargo securing.

Dunnage bags are very easy to work with. They inflate rapidly with the use of an inflator using compressed air. Dunnage bags are very safe to use for both the shipping and receiving end of the transportation. Dunnage bags are waterproof. The cushions are easy to install and are inflated by compressed air often by means of an outlet in the truck's compressed air system or compressors.



## CAR / AUTOMOBILE LASHINGS

We manufacture extensive range of Automobile lashing systems for all Cars, Mini Trucks, Trailers and heavy earthmovers for safe transit. We manufacture the same in accordance with EN 12195 standards and quick deliveries. Automobile lashing systems come with internationally approved sleeves, tyres protectors and low elongation for longest haulage. We manufacture the same for Car carrying containers, Trailers, shipping containers and RORO ships.



## WEB LADDERS




We manufacture web ladders upto 300 meters long with connectors to make the ladder flexible to go upto any length required. Different variety of rungs of Aluminum alloy or Carbon fiber makes them upto 3 times lighter in weight compared to pp rope ladders. The non slip and load bearing pattern makes it best product to be used in confined spaces, mine access, scaffolding roofing, oil and gas and lowering purpose. The weight carrying capacities can go upto 2 tons so it is most ideal ladder for rescue operations, paramilitary forces and mountaineering usages. We manufacture the same in bright colors for distant locations and camouflage prints for army applications.

### Advantages:

- Lightweight
- Staggered rungs
- Rigid and reinforced
- Easy anchorage
- Easy installation
- Water and acid proof
- Spark resistant for gas chambers available on request.




## FORGING AND PRECISION CASTINGS



Our Association with Forging goes ages before our inception. We manufacture Hand tools, Shackles, Buckles, Hooks, Chain links and different other precision alloy steel forgings. We have in house tool room and finishing machines to make the best forged products required. We have drop forge hammers, Pneumatic hammers, Battery of press machines and polishing and cleaning machines with Heat treatment and coating processes available on a single floor.



## FORGING AND PRECISION CASTINGS



We have shell core shooters and induction furnaces for Precisioncastings parts used in Cargo restraint assemblies and Internal Cargo parts.





## CARGO BARS



**Cargo Bar CBPTS/CBPTA**

Product No.	Length	Diameter	Material
CBPTS	89-104"	38 mm	Steel
CBPTA	89-104"	38mm	Aluminum



**Cargo- Bar CBPTA Spring Loaded**

Product No.	Length	Diameter	Material
CBPTA-SL	90 - 105 "	38 mm	Aluminum
CBPTA-SL	90 - 105 "	42 mm	Aluminum

• Quickly secure large, heavy loads in your vehicle with the ratcheting Cargo Bar from Core .

• The Cargo Bar easily mounts in the bed or cargo area of your pickup, Container or closed body—no tools needed.

• Precision ratchet mechanism extends the Cargo Bar to variable sizes.

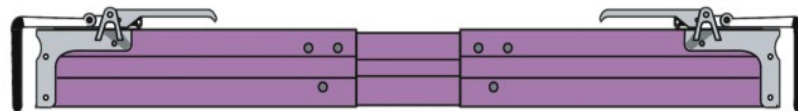
• The Cargo Bar uses your vehicle's natural rigidity to form a super-secure cargo restraint.

• "Easy-Grip" handle and exclusive ratchet-lock deliver



## PARTING WALL LOCK/CARGO PLANKS

The Cargo Plank is suited for use in tilt trailer and curtain siders where side boards are fitted. Cargo Plank slips easily to vehicle side boards and offer quick and efficient cargo shoring.

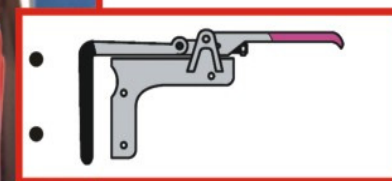



**Cargo Plank/ Parting Wall lock**

Product No.	Length*	Dimension	Material**
CPL ADJ	2400-2700 mm	125 X 30 mm	Aluminum
CPL FIX	As required	125 X 30 mm	Aluminum

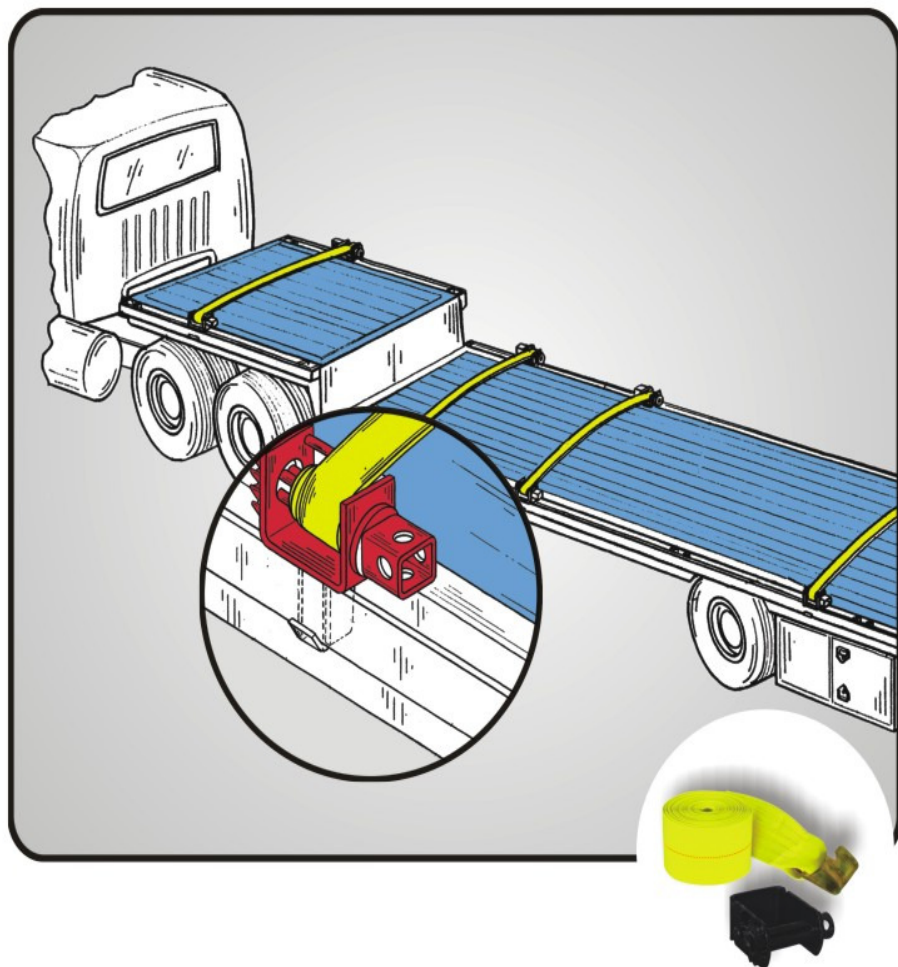
\* Other Length Ranges available on request

\*\* Alternative material on special request





## CARGO BARS



We manufacture Winches from 2" – 4" with 27' - 30' winch strap. Winch straps are stitched with heavy duty alloy steel hooks and the webbing is FERRETERRO INNOVATION 'SUPEREDGE' for Cut resistance and extra long life. Customized printing can be done on the same.



## TOW STRAPS

- Very small in size. Can be kept easily anywhere.
- Does not damage vehicle like chain or wire ropes.
- Helps removing vehicle immediately.
- Very low in prices as compared to tow charges.
- Peace of mind as backup is always there.
- Anyone stuck is always ready to pull vehicle to side off road.
- Manufactured as per strict EN standards.
- Good solution for vehicles stuck in Traffic jams.
- No need to wait for crane or recovery vehicle.
- Easy to carry in glove box.
- Can be used to tow any vehicle like Cars, Autos, Buses, Trucks, Tempos, Motor cycle, Even heavy trailers.
- Special size and length for Rally vehicles and Earthmovers also made on special request.

### Now No Stuck up on Highways for Friends and Relatives





## CARGO NETS

We manufacture a wide array of Cargo nets of different capacities. Container Cargo Nets, Defence Nets, Aviation Nets, And lifting nets with different types of End fittings are manufactured in accordance with stringent standards. We also customize the nets as per requirements and the job.



## CHAIN SLINGS



Keeping our promise to serve industry with best products, We bring Pewag , Worlds strongest chain maker in India

Pewag has hundreds of years of experience in the manufacturing of chains and their components. Since the first documented reference of its forging plant in Brueckl 1479, pewag group became one of the leading chain manufacturers worldwide. Today its success is based on well-engineered state-of-the-art quality products. Pewag's business areas are mainly snow chains, forestry chains, hoist and conveyor chains, do-it-yourself products, engineering, lifting and lashing chains and accessories and tire protection chains. Modern impressive chain production facilities in Europe allow for this variety of high quality products.





## PEWAG Grade 100



### Industrial Chains for Overhead Lifting:

Pewag sells the widest variety of overhead lifting chains and components as well as hoist chains currently on the market. Pewag was the first manufacturer world-wide to introduce Grade 100 chains and components in 1992. Today we offer the widest range of Grade 100 chains and components in the industry



- 25% higher capacity than grade 80 chains.
- Approximately 30% weight saved resulting in easier handling.
- Better Price/performance ratio.
- Higher Wear resistance ---Longer life.
- Easy identification-- Every link is marked.
- All chains and components with distinctive tags with precise information.



## PEWAG G 12



### • 50% Higher Work Load Limit

Grade 120 offers + 50% higher WLL over Grade 80 allowing a downsize of chains.

### • Weight Reduction

The downsizing of the chains results in lower weights for chain slings.

### • Higher Wear Resistance

Due to the special form of the profile chain, a larger contact is achieved between the bearing surfaces of the links. This, in turn, reduces the surface pressure on the chain and consequently reduces wear substantially. This is a real advantage in abrasive environments.

### • Bending Resistance

The new profile of the G120 chain has up to 38% higher moment of resistance compared to regular round-link chains with the same diameter. Therefore, the chain can withstand bending forces better than round-link chains and is well equipped for heavy applications.

### • Higher Safety Factor

With same dimension of chain and workload, G120 offers a safety factor of 6:1 compared to G80 with 4:1.

### • Color-Coded Corrosion Protection

G120 has a powder coated finish in blue, which provides easy identification and corrosion protection.

- exceeds the 4:1 NACM safety factor if G80 loading is used
- meets the NACM standard for heat resistance with 400° F
- meets the 20,000 cycle ASTM-Standard fatigue-test for Grade 100





## MISC. FITTINGS



## UPCOMING PRODUCTS

SAFETY HARNESS, Descending systems and fittings



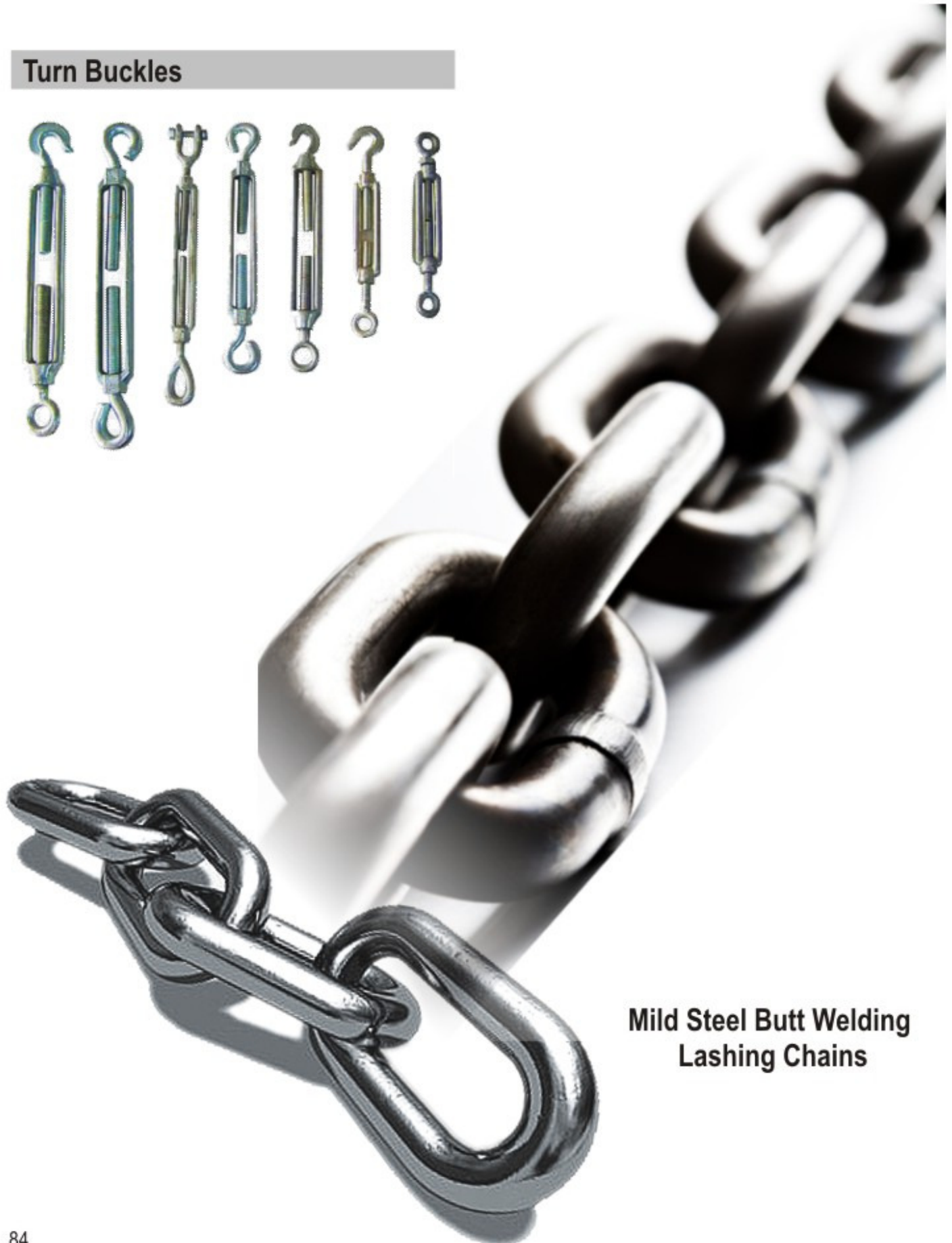
Safety Equipments:



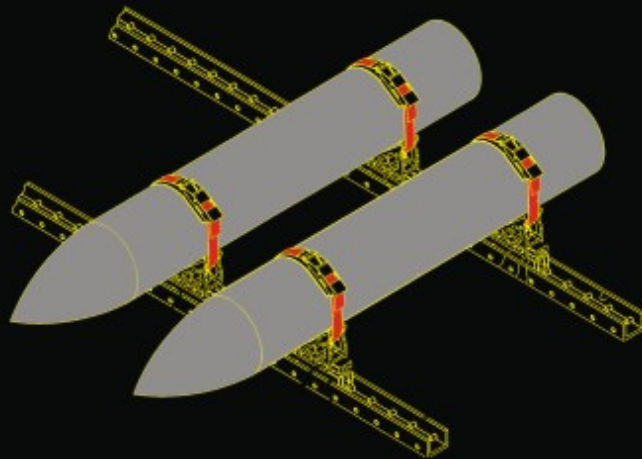


## UPCOMING PRODUCTS

### Turn Buckles



**Mild Steel Butt Welding  
Lashing Chains**



**FERRETERO INDIA PVT. LTD.**

**A-40, Sector - 83, Noida**

**Tel. : +91-120 - 4753000 (100 Lines), Fax : +91-120 - 4753022**

**e-mail : [info@ferretero.com](mailto:info@ferretero.com), Web : [www.ferretero.com](http://www.ferretero.com)**